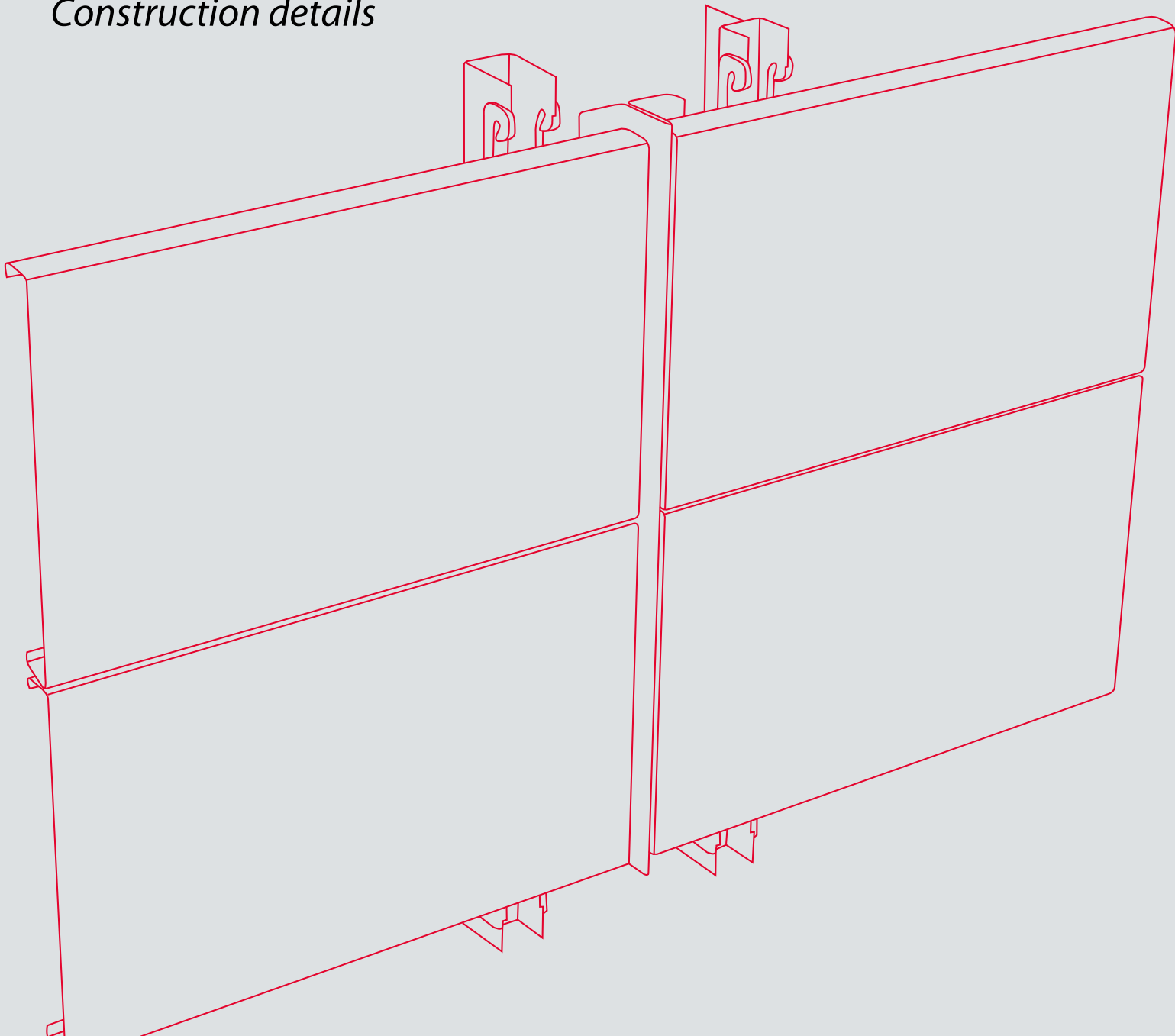


## **Kalzip® FC Fassadendetails**

Konstruktionsvorschläge

***Kalzip® FC facade system details***

*Construction details*



# Inhalt

## Content

<b>Konstruktionsdetails FC Fassadensysteme</b>	<b>4</b>
<i>FC Facade systems construction details</i>	
<b>Konstruktionsbeispiel Detail-Nummer 5-A 106</b>	<b>4</b>
<i>Example construction no. detail 5-A 106</i>	
<b>Beschreibung verwendeter Bauelemente (technische Zeichnungen)</b>	<b>5</b>
<i>Description of used components (technical drawings)</i>	
<b>Übersicht Details, verwendete Bauelemente und Planungshinweise</b>	<b>6</b>
<i>Detail overviews, used system components and planning instructions</i>	
<b>Unterkonstruktionen</b>	<b>6</b>
<i>Sub-constructions</i>	
<b>Gestaltungsvarianten</b>	<b>7</b>
<i>Design options</i>	
<b>Übersicht Details</b>	<b>7</b>
<i>Overview details</i>	
<b>Planungshinweise</b>	<b>7</b>
<i>Planning instructions</i>	
<b>SE Rasterklickschiene auf horizontaler UK</b>	<b>8</b>
<i>Modular click rail SE on horizontal sub-construction</i>	
<b>Detail 5-A 101, Stoß Lisene, horizontal</b>	<b>8</b>
<i>Detail 5-A 101, vertical joint, horizontal</i>	
<b>Detail 5-A 102, Außenecke 90°, horizontal</b>	<b>10</b>
<i>Detail 5-A 102, external corner 90°, horizontal</i>	
<b>Detail 5-A 103, Innenecke 90°, horizontal</b>	<b>12</b>
<i>Detail 5-A 103, external corner (acute/obtuse angle), horizontal</i>	
<b>Detail 5-A 104, Fensterbank, vertikal</b>	<b>14</b>
<i>Detail 5-A 106, window sill, vertical</i>	
<b>Detail 5-A 105, Tür-/Tor-/Fensterlaibung, horizontal</b>	<b>16</b>
<i>Detail 5-A 107, door- / window jamb, horizontal</i>	
<b>Detail 5-A 106, Tür-/Tor-/Fenstersturz, vertikal</b>	<b>18</b>
<i>Detail 5-A 108, door- / window head, vertical</i>	
<b>Detail 5-A 107, Fenstersturz mit Sonnenschutz, vertikal</b>	<b>20</b>
<i>Detail 5-A 107, base, vertical</i>	
<b>Detail 5-A 108, Sockel, vertikal</b>	<b>22</b>
<i>Detail 5-A 108, plinth, vertical</i>	
<b>Detail 5-A 109, Attika, vertikal</b>	<b>24</b>
<i>Detail 5-A 109, parapet, vertical</i>	
<b>SEL Rasterklickschiene auf einzelnen Wandhaltern</b>	<b>26</b>
<i>Modular click rail SEL on single wall bracket</i>	
<b>Detail 3-C 101, Stoß Lisene, horizontal</b>	<b>26</b>
<i>Detail 3-C 101, vertical joint, horizontal</i>	
<b>Detail 3-C 102, Außenecke 90°, horizontal</b>	<b>28</b>
<i>Detail 3-C 102, external corner 90°, horizontal</i>	
<b>Detail 3-D 103, Innenecke 90°, horizontal</b>	<b>30</b>
<i>Detail 3-D 103, internal corner 90°, horizontal</i>	
<b>Detail 3-A 104, Fensterbank, vertikal</b>	<b>32</b>
<i>Detail 3-A104, window sill, vertical</i>	
<b>Detail 3-A 105, Tür-/Tor-/Fensterlaibung, horizontal</b>	<b>34</b>
<i>Detail 3-A 105, door- / window jamb, horizontal</i>	
<b>Detail 3-D 106, Tür-/Tor-/Fenstersturz, vertikal</b>	<b>36</b>
<i>Detail 3-D 106, door- / window head, vertical</i>	
<b>Detail 3-A 107, Fenstersturz mit Sonnenschutz, vertikal</b>	<b>38</b>
<i>Detail 3-A 107, base, vertical</i>	

# Inhalt

## Content

<b>Detail 3-A 108, Sockel, vertikal</b>	<b>40</b>
Detail 3-A 108, <i>plinth, vertical</i>	
<b>Detail 3-C 109, Attika, vertikal</b>	<b>42</b>
Detail 3-C 109, <i>parapet, vertical</i>	
<b>FC Hybridsystem auf FischerTHERM Sandwichelement</b>	<b>44</b>
<i>FC hybrid system on FischerTHERM sandwich panel</i>	
<b>Detail 8-A 101, Stoß Lisene, horizontal</b>	<b>44</b>
Detail 8-A 101, <i>vertical joint, horizontal</i>	
<b>Detail 8-A 102, Außenecke 90°, horizontal</b>	<b>46</b>
Detail 8-A 102, <i>external corner 90°, horizontal</i>	
<b>Detail 8-A 103, Innenecke 90°, horizontal</b>	<b>48</b>
Detail 8-A 103, <i>external corner (acute/obtuse angle), horizontal</i>	
<b>Detail 8-A 104, Fensterbank, vertikal</b>	<b>50</b>
Detail 8-A 104, <i>window sill, vertical</i>	
<b>Detail 8-A 105, Tür-/Tor-/Fensterlaibung, horizontal</b>	<b>52</b>
Detail 8-A 105, <i>door- / window jamb, horizontal</i>	
<b>Detail 8-A 106, Tür-/Tor-/Fenstersturz, vertikal</b>	<b>54</b>
Detail 8-A 106, <i>door- / window head, vertical</i>	
<b>Detail 8-A 108, Sockel, vertikal</b>	<b>56</b>
Detail 8-A 108, <i>plinth, vertical</i>	
<b>Detail 8-A 109, Attika, vertikal</b>	<b>58</b>
Detail 8-A 109, <i>parapet, vertical</i>	
<b>Vertikale Konstruktionsvorschläge</b>	<b>60</b>
<i>Vertical construction details</i>	
<b>Detail 9-A 101, Stoß Lisene, horizontal</b>	<b>60</b>
Detail 9-A 101, <i>vertical joint, horizontal</i>	
<b>Detail 9-A 102, Außenecke 90°, horizontal</b>	<b>62</b>
Detail 9-A 102, <i>external corner 90°, horizontal</i>	
<b>Detail 9-A 103, Innenecke 90°, horizontal</b>	<b>64</b>
Detail 9-A 103, <i>external corner (acute/obtuse angle), horizontal</i>	
<b>Detail 9-A 104, Fensterbank, vertikal</b>	<b>66</b>
Detail 9-A 104, <i>window sill, vertical</i>	
<b>Detail 9-A 105, Tür-/Tor-/Fensterlaibung, horizontal</b>	<b>68</b>
Detail 9-A 105, <i>door- / window jamb, horizontal</i>	
<b>Detail 9-A 106, Tür-/Tor-/Fenstersturz, vertikal</b>	<b>70</b>
Detail 9-A 106, <i>door- / window head, vertical</i>	
<b>Detail 9-A 107, Fenstersturz mit Sonnenschutz, vertikal</b>	<b>72</b>
Detail 9-A 107, <i>base, vertical</i>	
<b>Detail 9-A 108, Sockel, vertikal</b>	<b>74</b>
Detail 9-A 108, <i>plinth, vertical</i>	
<b>Detail 9-A 109, Attika, vertikal</b>	<b>76</b>
Detail 9-A 109, <i>parapet, vertical</i>	
<b>Ergänzende Konstruktionsvorschläge</b>	<b>78</b>
<i>Supplementary construction details</i>	
<b>Detail 5-A 106a, Tür- /Tor- / Fenstersturz, vertikal</b>	<b>78</b>
Detail 5-A 106a, <i>door- / window head, vertical</i>	
<b>Detail 9-A 106a, Tür-/Tor-/Fenstersturz mit integrierter Brandsperre, vertikal</b>	<b>80</b>
Detail 9-A 106a, <i>door- / window head with fire barrier, vertical</i>	
<b>Kalzip FC Fassadensystem – die Komponenten</b>	<b>82</b>
<i>Kalzip FC Facade system components overview</i>	

# Konstruktionsdetails FC Fassadensysteme

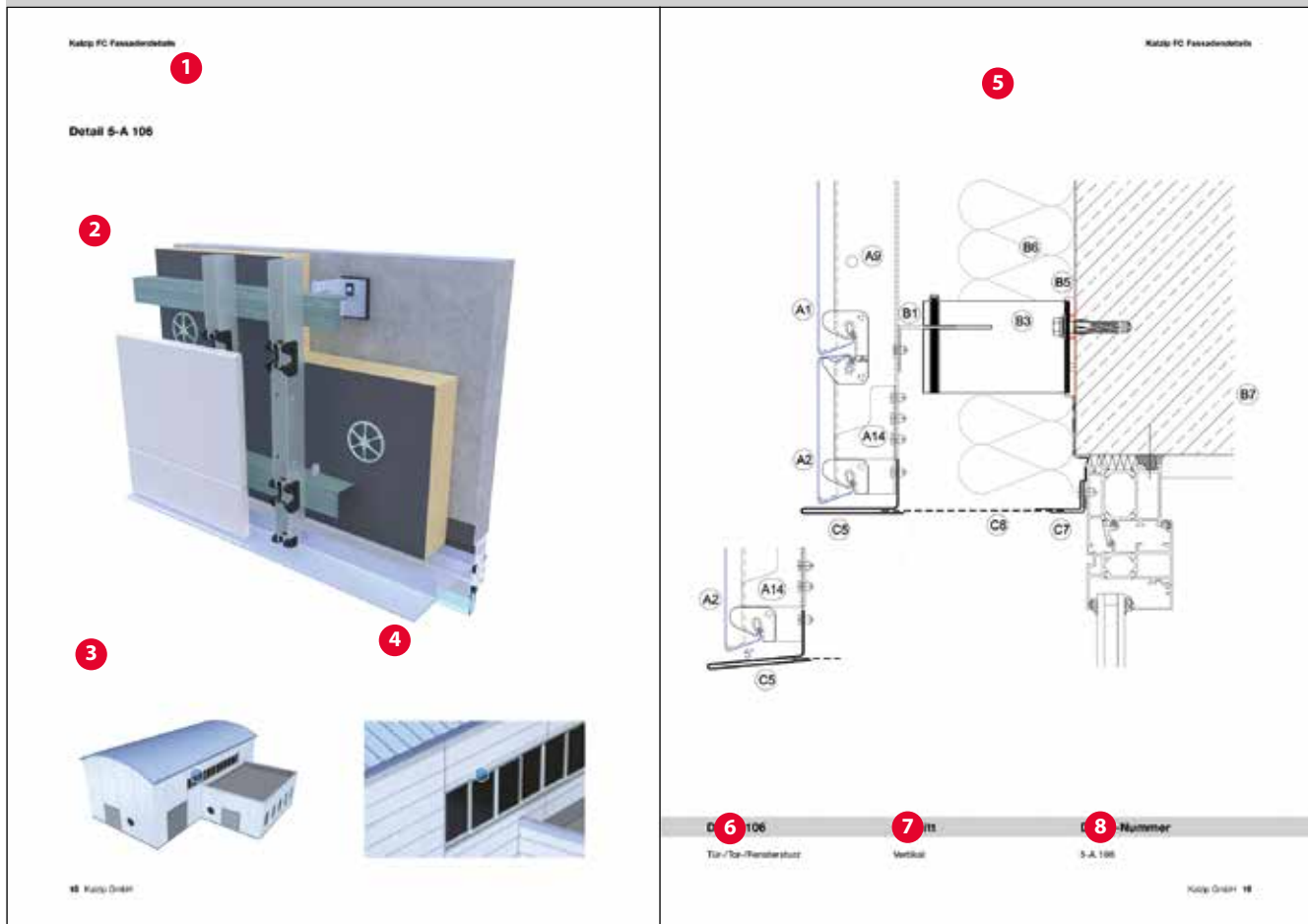
Zur besseren Planung finden Sie auf den nachfolgenden Seiten verschiedene Möglichkeiten zur Ausführung der Unterkonstruktion und Konstruktionsdetails, am Beispiel **Unterkonstruktion 5** und **Gestaltungsvariante A**. Diese und weitere Konstruktionsdetails stehen Ihnen als Download im PDF- und DWG-Format unter [www.kalzip.com](http://www.kalzip.com) zur Verfügung.

## FC Facade System Construction details

On the following pages you will find various options as a planning aid for setting out a sub-construction together with construction details, for example sub-construction type 5 and joint appearance A.

Further details are available to download in PDF and DWG format at [www.kalzip.com](http://www.kalzip.com).

### Konstruktionsbeispiel Detail-Nummer 5-A 106 - Example Construction Detail No. 5-A 106



#### Zusammensetzung der Detail-Nummer - Composition of detail number

Unterkonstruktion **5**    +    Gestaltungsvariante **A**    +    Detail **106**    =    Detail-Nummer **5-A 106**  
 Sub-construction                      Joint appearance                      No of detail 5-A 106

- 1** Detail-Nummer - Detail number
- 2** 3-D Ansicht des Details - 3-D detail view
- 3** Position des Details am Gebäude - detail location on building
- 4** Position des Details (Ansicht vergrößert) - detail location (enlarged view)
- 5** Querschnitt des Details als technische Zeichnung (siehe rechts, „Beschreibung verwendeter Bauelemente“)  
Cross-section of the detail as technical drawing (see right, „Description of used components“)
- 6** Detailbeschreibung (101 bis 110) - Detail description (101 to 110)
- 7** Schnitt der technischen Zeichnung (horizontal oder vertikal) - Section of technical drawing (horizontal or vertical)
- 8** Komplette Detail-Nummer (siehe Zusammensetzung der Detail-Nummer) - complete detail number (see Composition of detail number)

## Beschreibung verwendeter Bauelemente (technische Zeichnungen) - Drawing/detail Legend

Nummer	Beschreibung	Nummer	Beschreibung
A 1	FC Paneel - <i>FC panel</i>	C 1	Kantteil Lisene - <i>vertical joint flashing</i>
A 2	FC 30/Sonderbreite - <i>FC</i>	C 2	Kantteil Außenecke - <i>external corner flashing</i>
A 3	Außenecke - <i>external corner</i>	C 3	Kantteil Innenecke - <i>internal corner flashing</i>
A 4	Innenecke - <i>internal corner</i>	C 4	Kantteil Fenster-/ Tür-/ Tor-Laibung <i>Window-/ door jamb flashing</i>
A 9	Rasterklickschiene SE - <i>Modular click rail SE</i>	C 5	Kantteil Fenster-/ Tür-/ Tor-Sturz <i>Window-/ door head flashing</i>
A 10	Rasterklickschiene SEL - <i>Modular click rail SEL</i>	C 6	Kantteil Fensterbank - <i>window sill flashing</i>
A 11	Führungsschnapper - <i>Guidance snapper</i>	C 7	F-Profil - <i>F-profile</i>
A 12	Festpunktklemme - <i>Fixed point clamp</i>	C 8	Kantteil Lochblech - <i>Perforated flashing</i>
A 13	Kantteilhalter - <i>Flashing support</i>	C 9	Kantteil Sockelprofil - <i>Cover flashing</i>
A 14	FC-Adapter SE - <i>FC-adapter SE</i>	C 10	Kantteil Abdeckblech - <i>Cover flashing</i>
A 15	FC-Adapter SEL - <i>FC-adapter SEL</i>	C 11	Kantteil Sonstiges - <i>Flashing miscellaneous</i>
A 16	Systembefestiger - <i>System fastener SFS SLG/2-5-S-6,5x20 bzw. EJOT JF3-2-5,5*25 mit Scheibe Ø16</i>		
B 1	Winkelprofil - <i>Continuous angle</i>	D 1	Stützwinkel - <i>Cleat</i>
B 2	T-Profil - <i>T-profile</i>	D 2	Stützprofil - <i>Support profile</i>
B 3	L-Wandhalter - <i>L-wall bracket</i>	D 3	Stützkonsole - <i>Support bracket</i>
B 4	U-Halter - <i>U-bracket</i>	D 4	Halterung - <i>Bracket</i>
B 5	Thermostop - <i>Thermal barrier pad</i>	D 5	Z-Profil - <i>Z-profile</i>
B 6	Wärmedämmung - <i>Thermal insulation</i>	D 6	Hutprofil - <i>Top hat section</i>
B 7	Mauerwerk/Beton - <i>Brick wall</i>		
B 8	Stahlkassette - <i>Steel liner tray</i>		
B 9	FischerTHERM Sandwichelement <i>FischerTherm Composite panel</i>	<b>A =</b>	<b>Kalzip FC System</b> - <i>Kalzip FC system</i>
		<b>B =</b>	<b>Unter- und Tragkonstruktion</b> - <i>Subconstruction</i>
		<b>C =</b>	<b>Sichtbare Kantteile</b> - <i>Interface flashing</i>
		<b>D =</b>	<b>Hilfskonstruktion</b> - <i>Support flashing</i>

# Übersicht Details, verwendete Bauelemente und Planungshinweise

- *Detail overviews, system components and planning instructions*

## Unterkonstruktionen - Sub-constructions

SEL Rasterklickschiene auf einzelnen Wandhaltern  
*Modular click rail SEL on single wall bracket*



SE Rasterklickschiene auf U-Wandhalter  
*Modular click rail SE on U-bracket*



SE Rasterklickschiene auf horizontaler UK  
*Modular click rail SE on horizontal sub-construction*



SE Rasterklickschiene auf Kassettenprofil  
*Modular click rail SE on structural liner tray*



SE Rasterklickschiene auf Sandwichelement  
*Modular click rail SE on composite panels*



SE Rasterklickschiene auf vertikaler UK  
*Modular click rail SE on vertical sub-construction*



## Gestaltungsvarianten - Joint detail options


**A** Schmale Kantteile - *Narrow flashings*



**B** Breite Kantteile - *Wide flashings*



**C** Hinterlegte Kantteile - *Rear cover flashings*

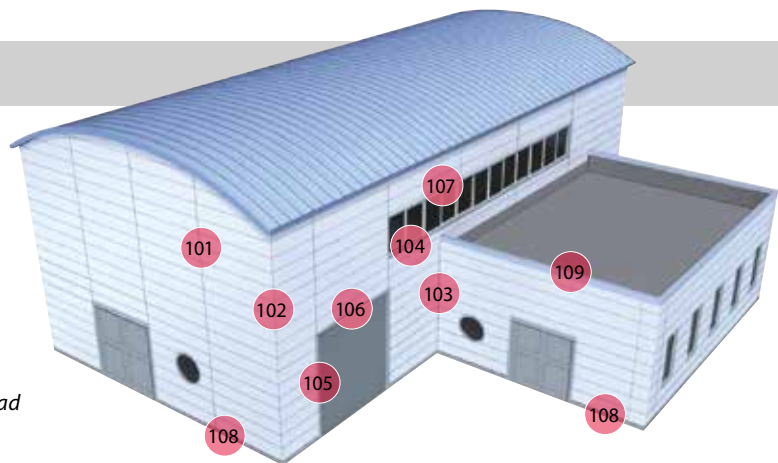


**D** Ohne Kantteile - *Without flashings*



## Übersicht Details - Details overview

Nummer	Beschreibung
101	Lisene - <i>Vertical joint</i>
102	Außenecke 90° - <i>External corner 90°</i>
103	Innenecke 90° - <i>Internal corner 90°</i>
104	Fensterbank - <i>Window sill</i>
105	Tür-/Tor-/Fensterlaibung <i>Door-/window jamb</i>
106	Tür-/Tor-/Fenstersturz - <i>Door-/window head</i>
107	Fenstersturz mit Sonnenschutz <i>Window head with base</i>
108	Sockel - <i>plinth</i>
109	Attika - <i>Parapet</i>





## Planungshinweise/ Planning information

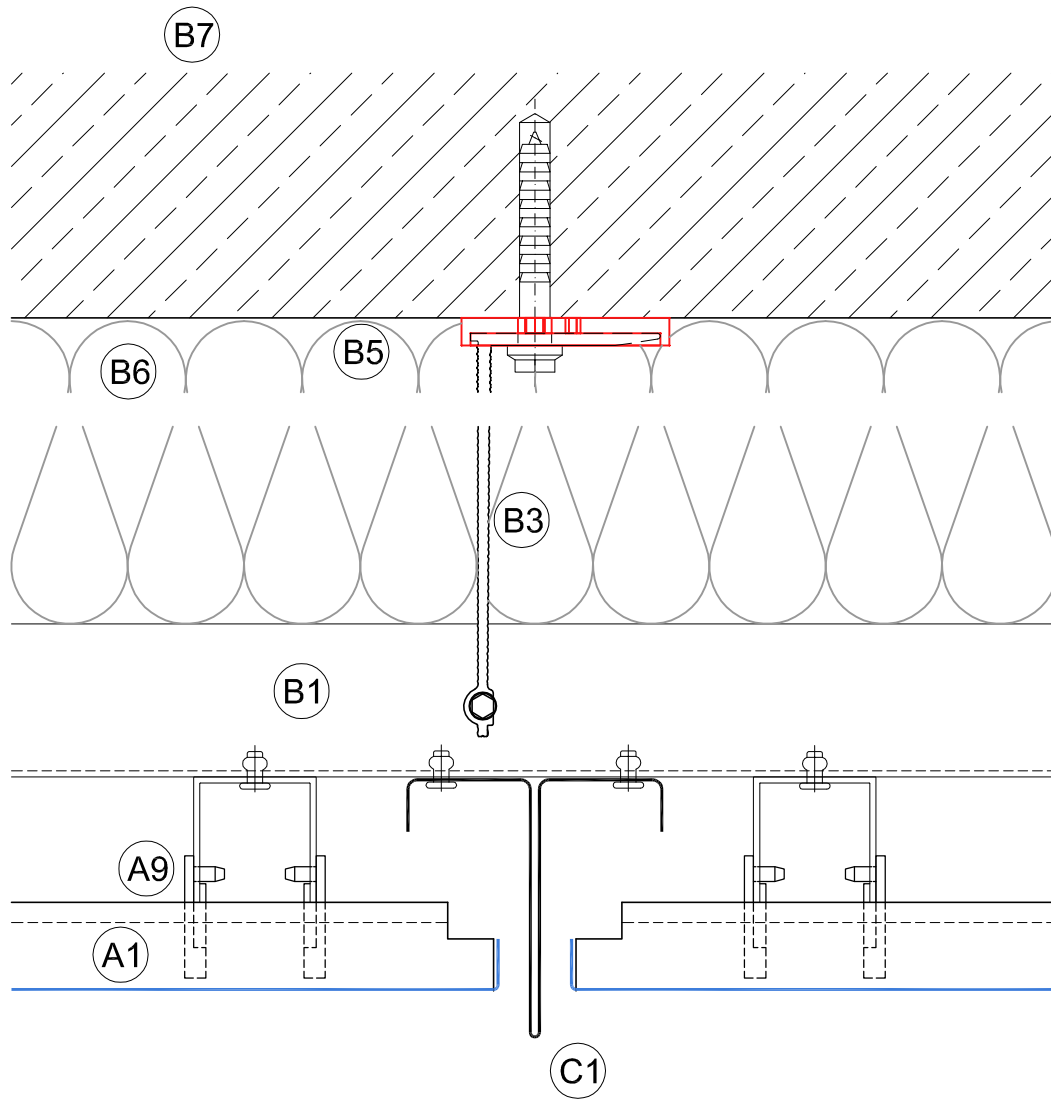
Planungshinweise und eine Montagerichtlinie zum FC Fassadensystem finden Sie unter [www.kalzip.com](http://www.kalzip.com)  
- You can download the construction details and the FC installation guideline on [www.kalzip.com](http://www.kalzip.com)

## SE Rasterklickschiene auf horizontaler UK - Modular click rail SE on horizontal sub-construction

Detail 5-A 101







**Detail 101**

**Schnitt - Cross section**



**Detail-Nummer - No. of detail**

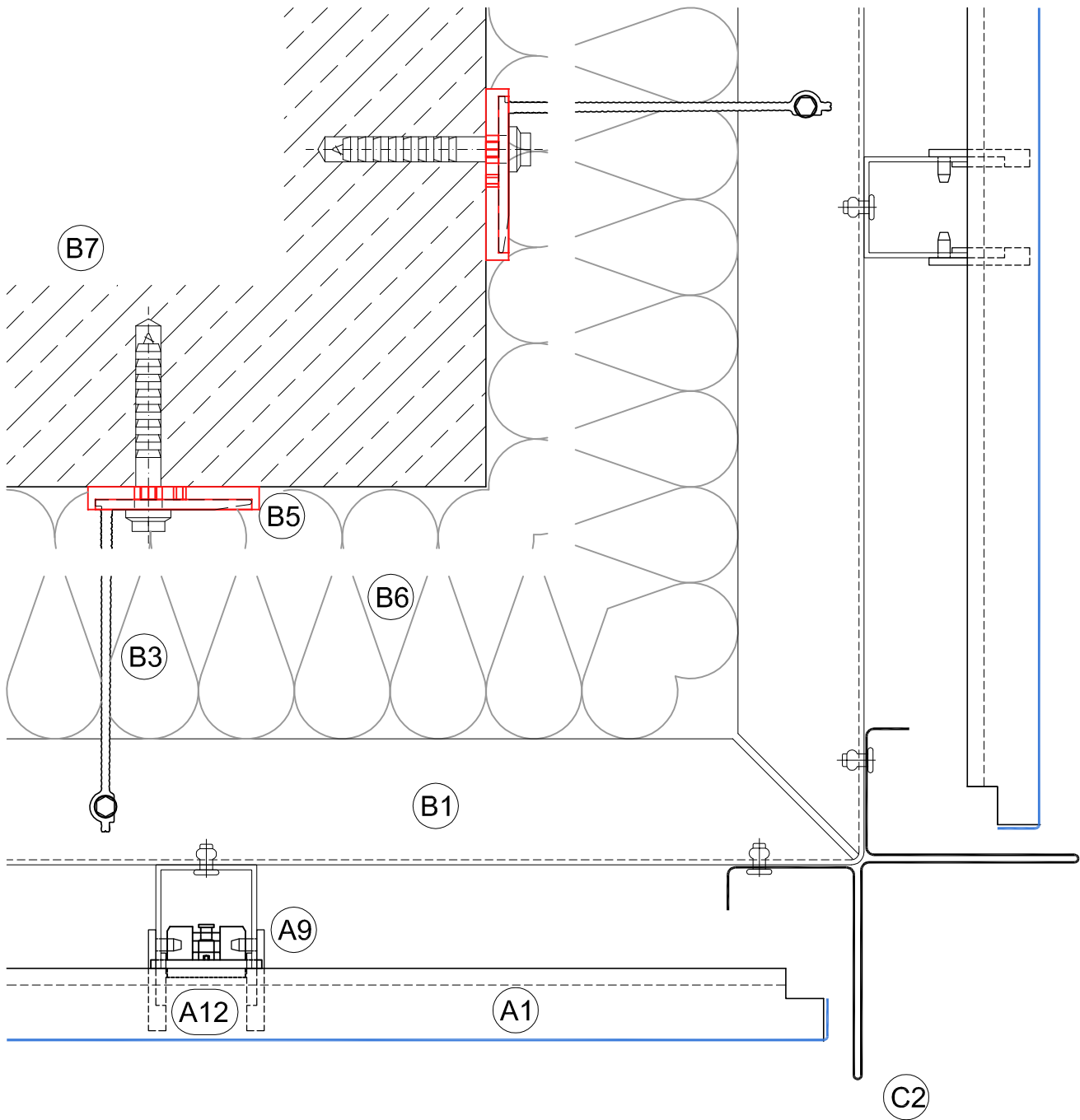
Stoß Lisene - Vertical joint

Horizontal

5-A 101

Detail 5-A 102





**Detail 102**

Außenecke 90° - External corner 90°


**Schnitt** - Cross section

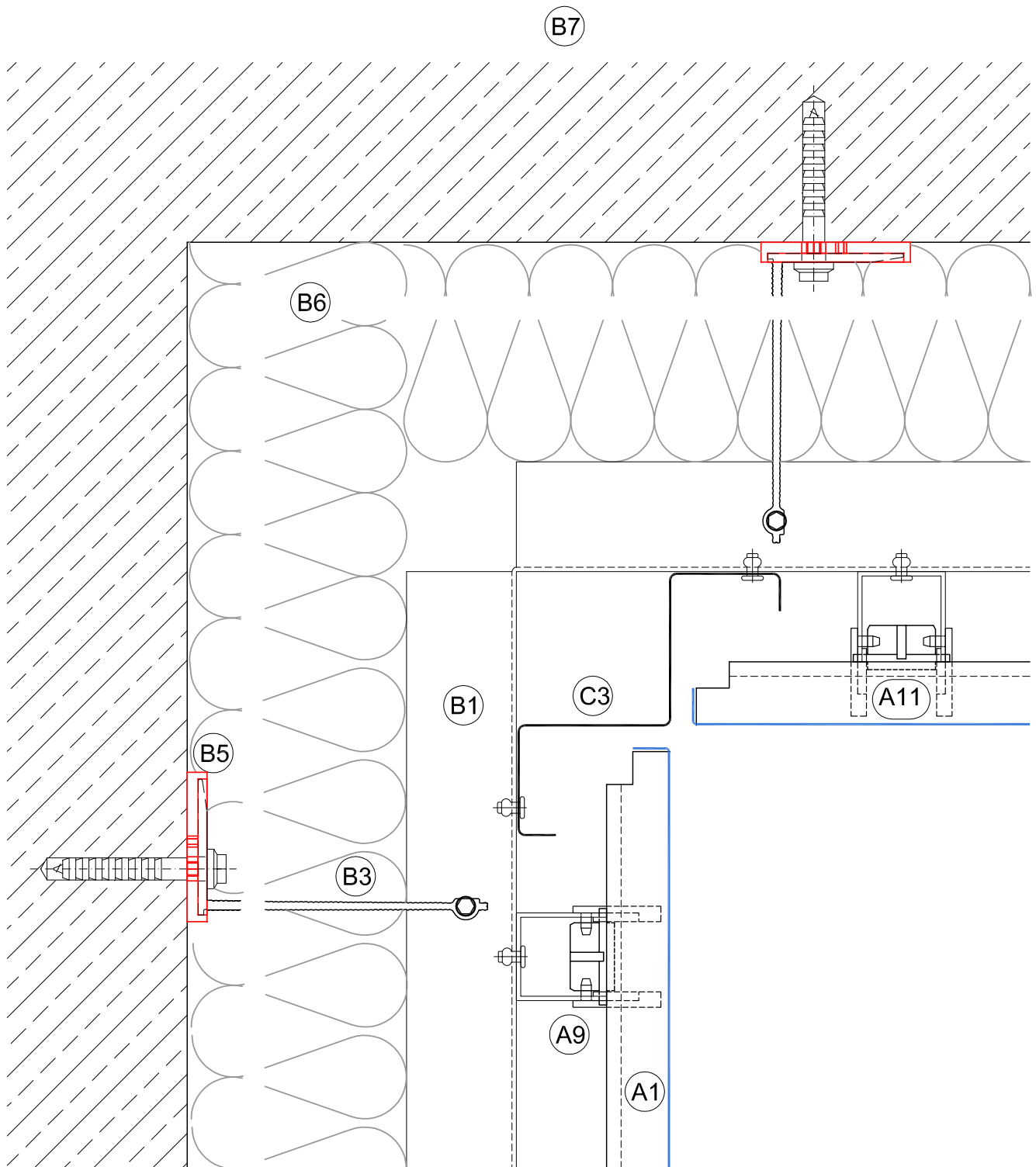
Horizontal

**Detail-Nummer** - No. of detail

5-A 102

Detail 5-A 103





**Detail 103**

**Schnitt - Cross section**



**Detail-Nummer - No. of detail**

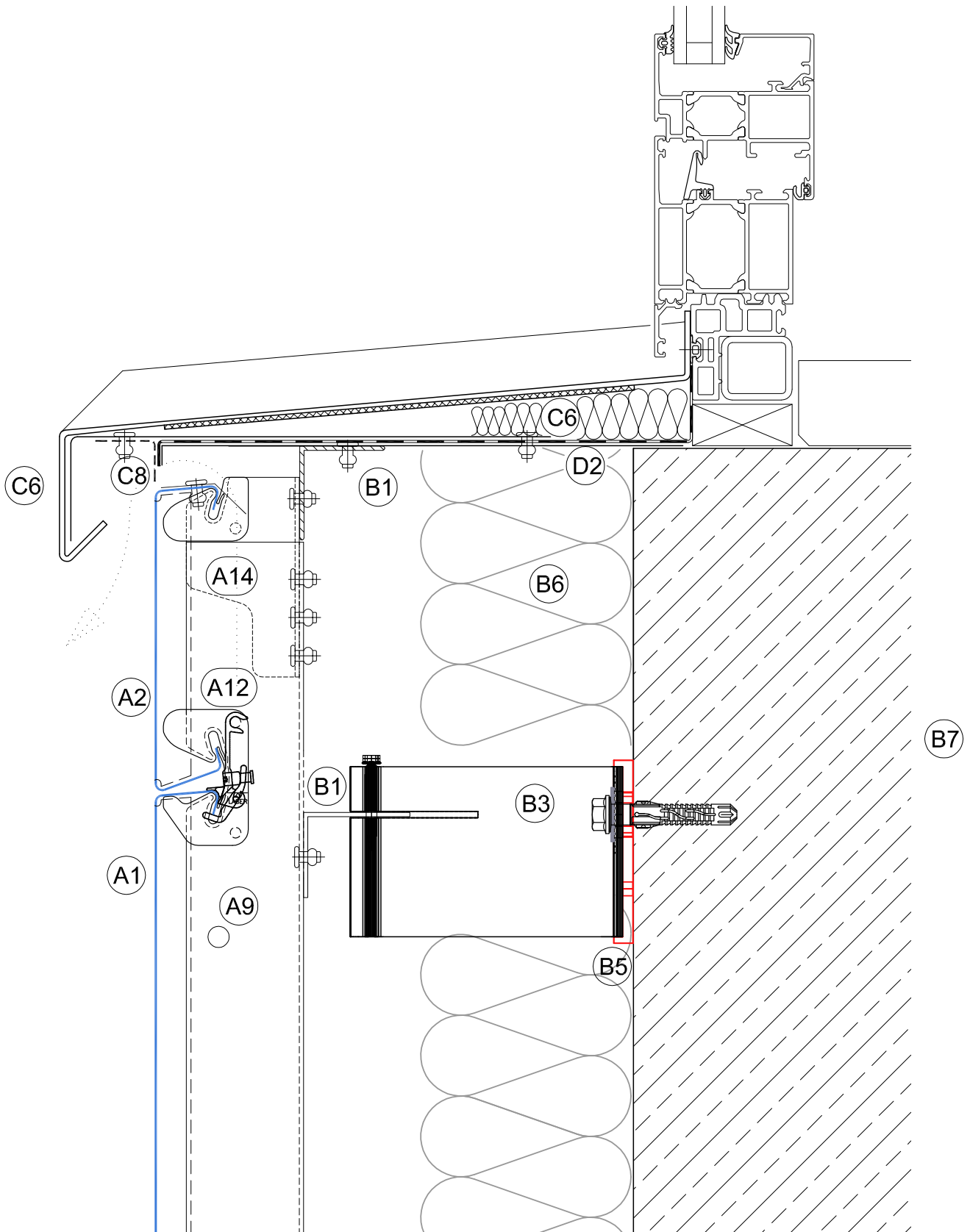
Innenecke 90° - Internal corner 90°

Horizontal

5-A 103

Detail 5-A 104





**Detail 104**

**Schnitt - Cross section**



**Detail-Nummer - No. of detail**

Fensterbank - Window sill

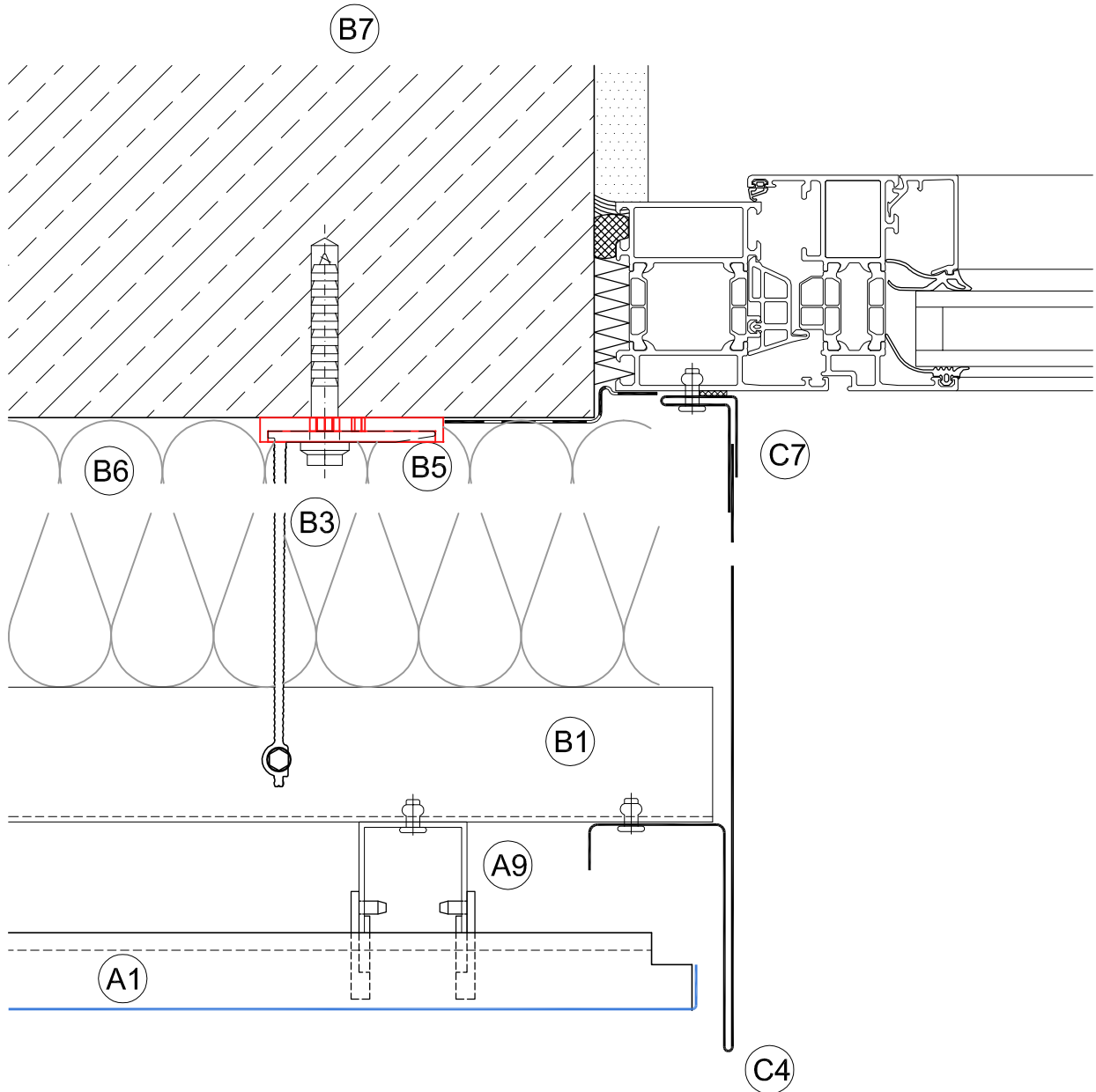
Vertikal - Vertical

5-A 104

Detail 5-A 105







**Detail 105**

**Schnitt - Cross section**




**Detail-Nummer - No. of detail**

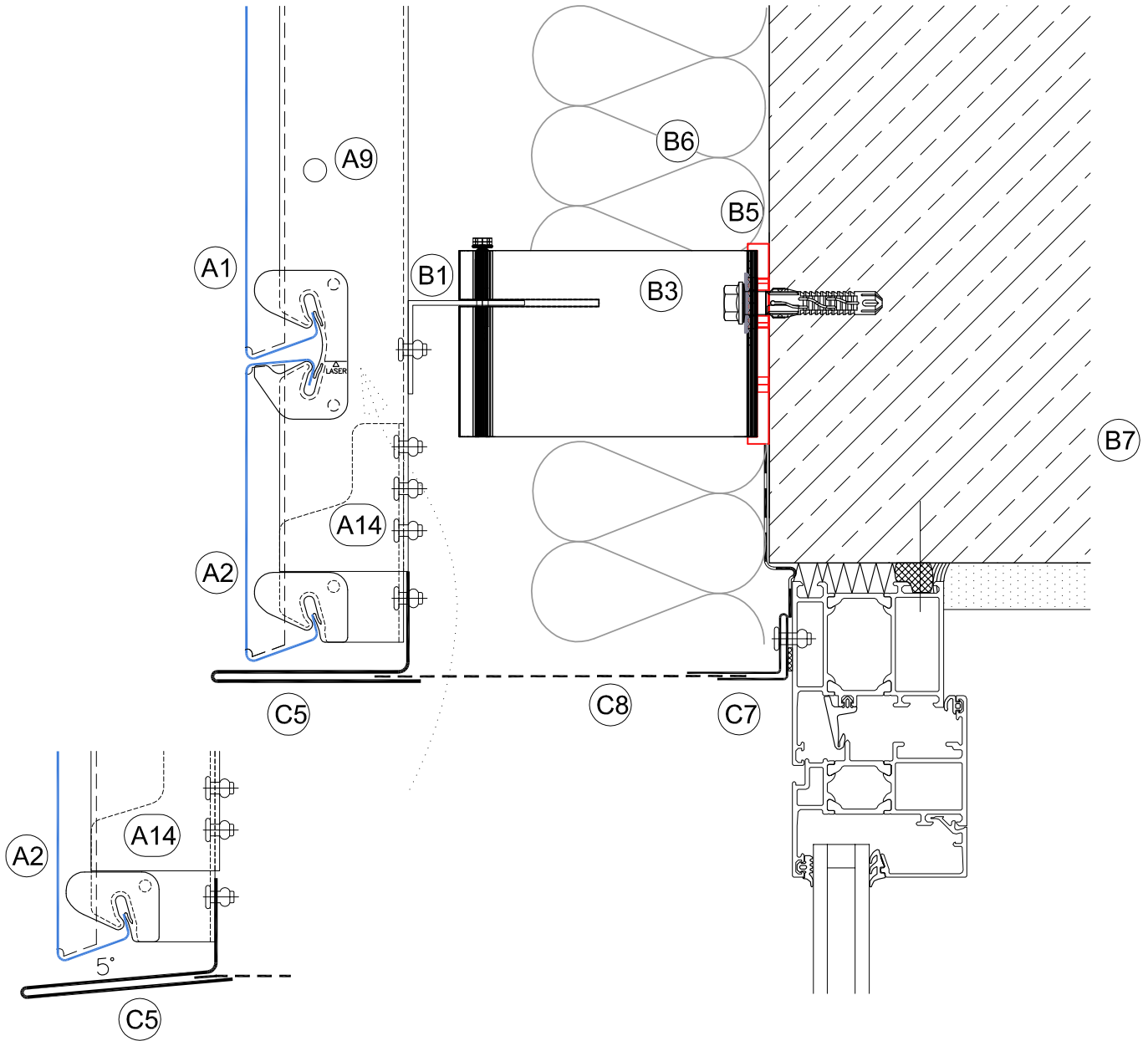
Tür-/Tor-/Fensterlaibung  
Door-/gate-/window jamb

Horizontal

5-A 105

Detail 5-A 106





**Detail 106**

Tür-/Tor-/Fenstersturz  
 Door-/gate-/window head




**Schnitt - Cross section**

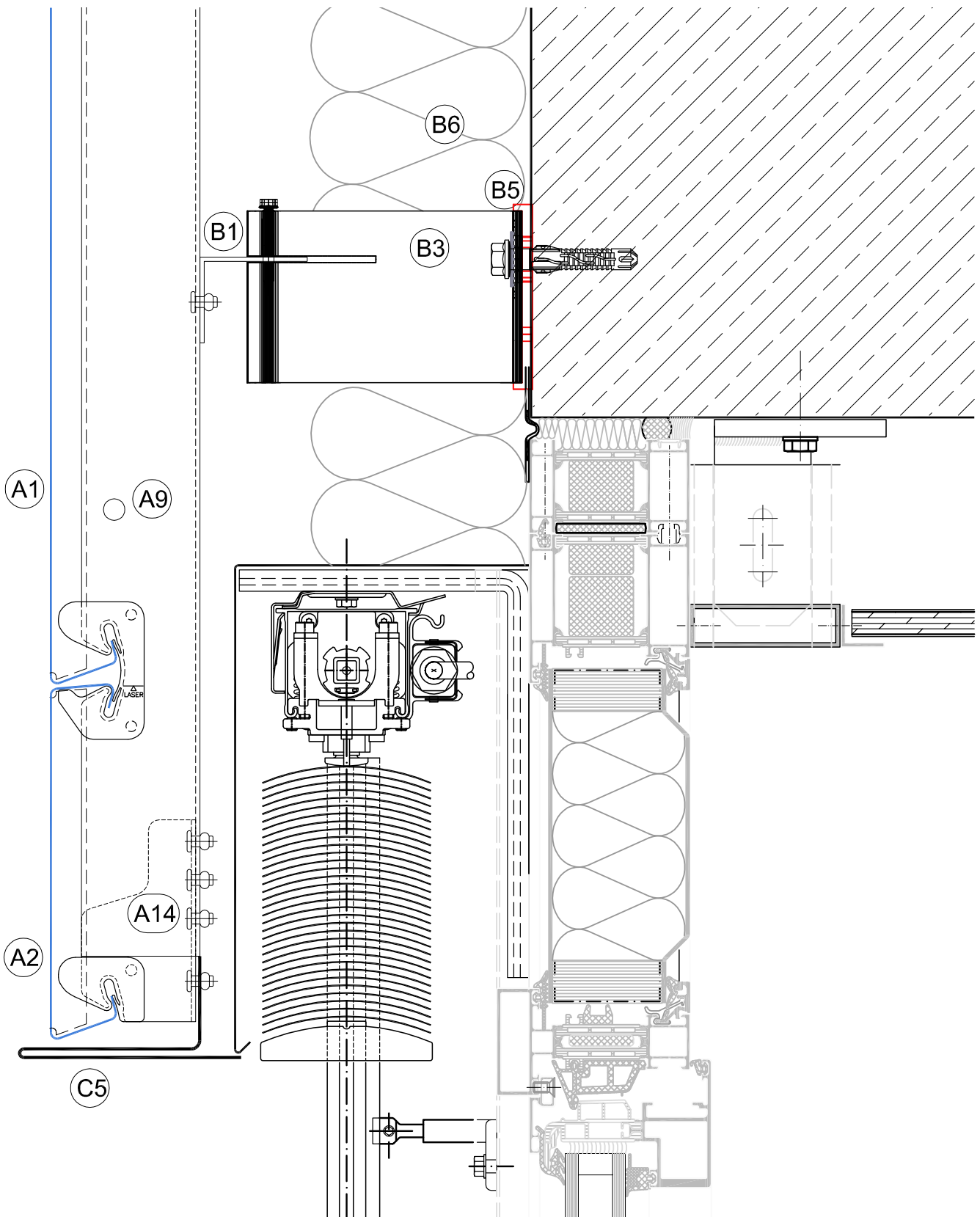
Vertikal  
 vertical

**Detail-Nummer - No. of detail**

5-A 106

Detail 5-A 107





**Detail 107**

**Schnitt - Cross section**

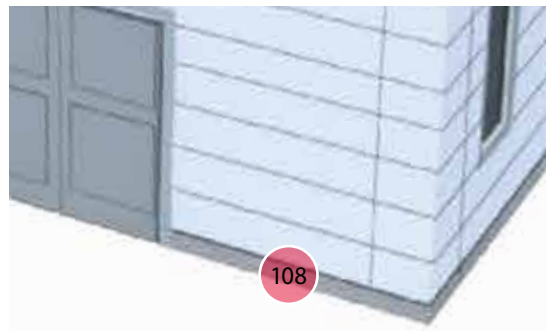


**Detail-Nummer - No. of detail**

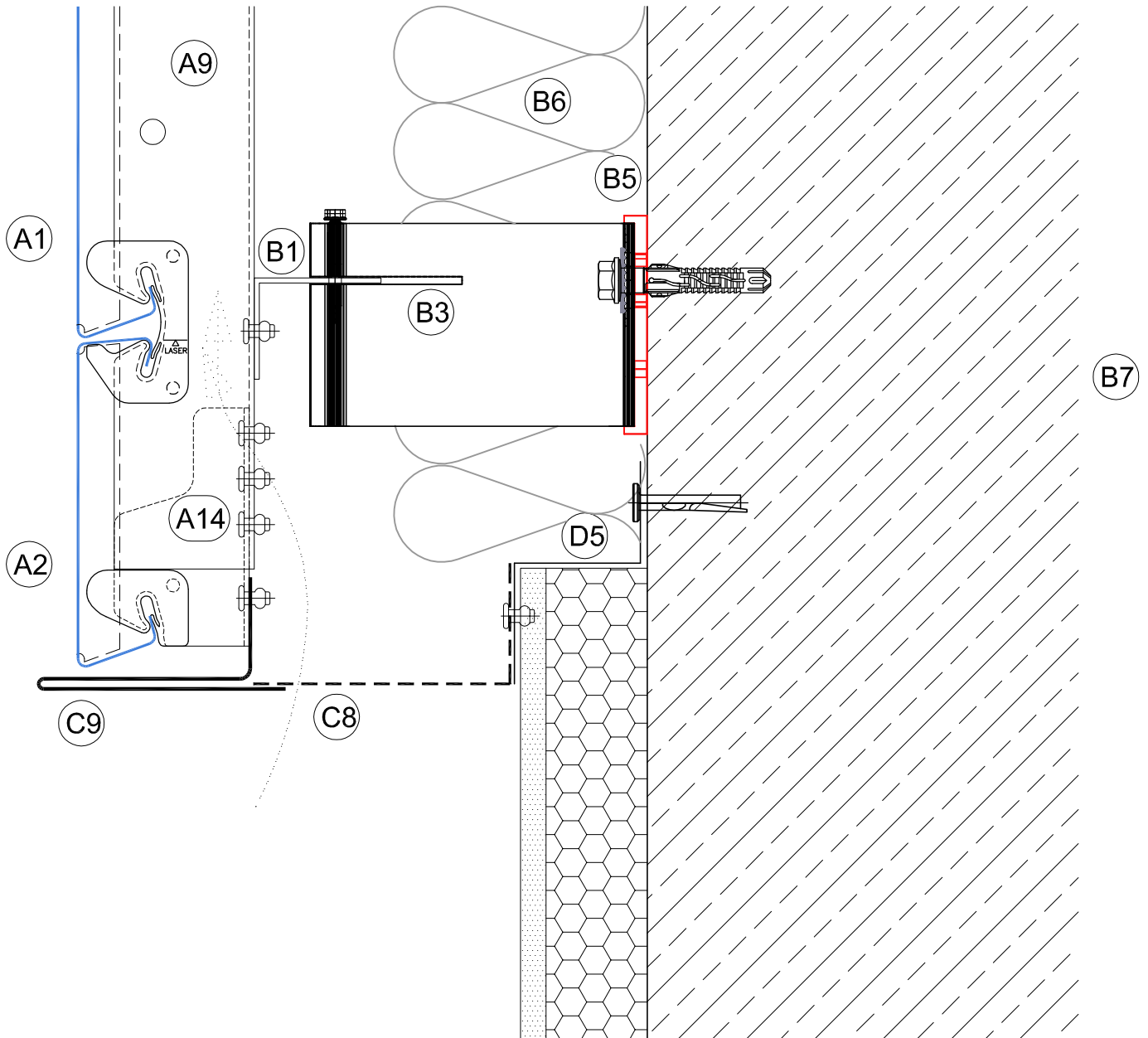
Fenstersturz mit Sonnenschutz  
 Window head interface with automated sun screen

Vertikal  
 Vertical

5-A 107

Detail 5-A 108





**Detail 108**

**Schnitt** - Cross section

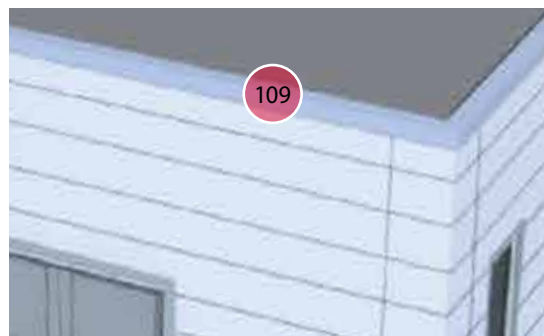


**Detail-Nummer** - No. of detail

Sockel - plinth

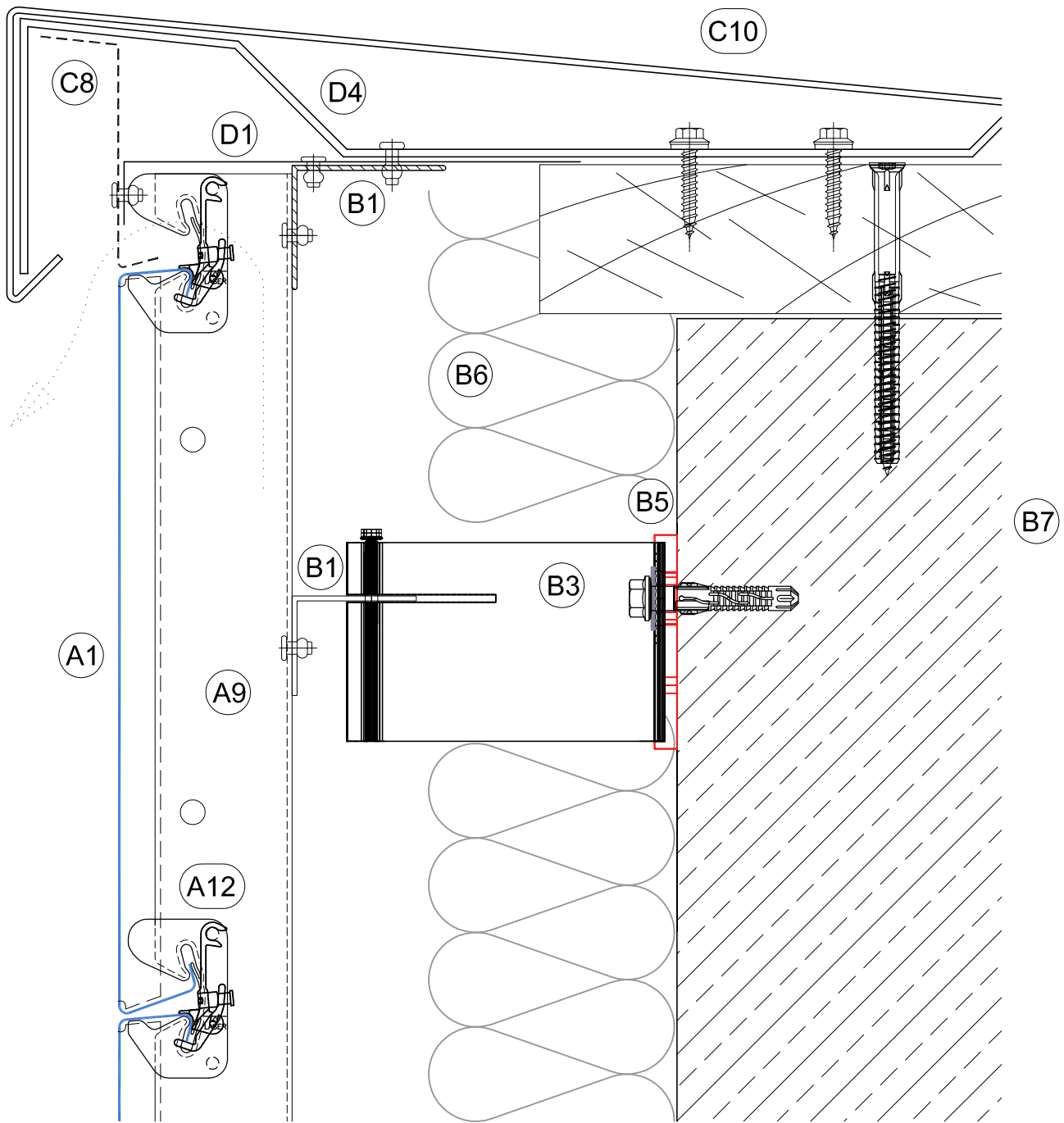
Vertikal - vertical

5-A 108

Detail 5-A 109







**Detail 109**

Attika - Parapet

**Schnitt - Cross section**

Vertikal - vertical




**Detail-Nummer - No. of detail**

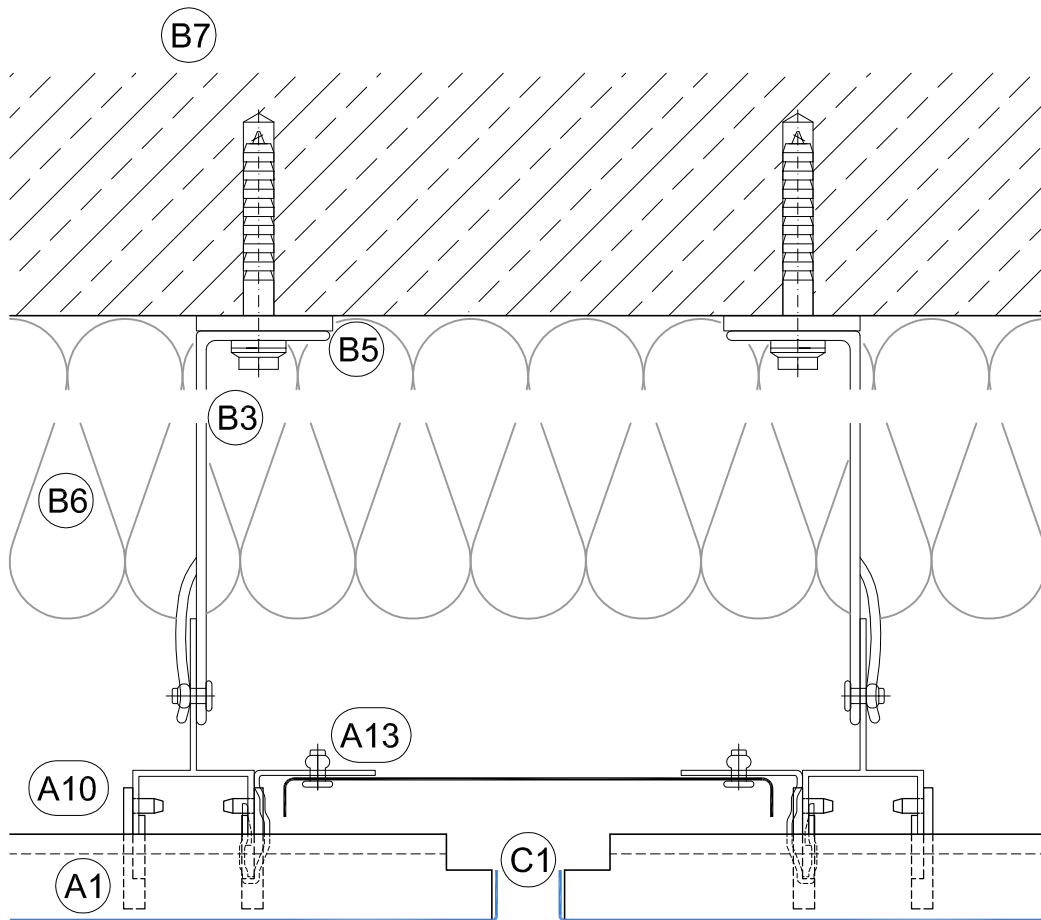
5-A 109

## SEL Rasterklickschiene auf einzelnen Wandhaltern *Modular click rail SEL on single wall brackets*

-

### Detail 3-C 101





**Detail 101**

Stoß Lisene - Vertical joint



**Schnitt** - Cross section

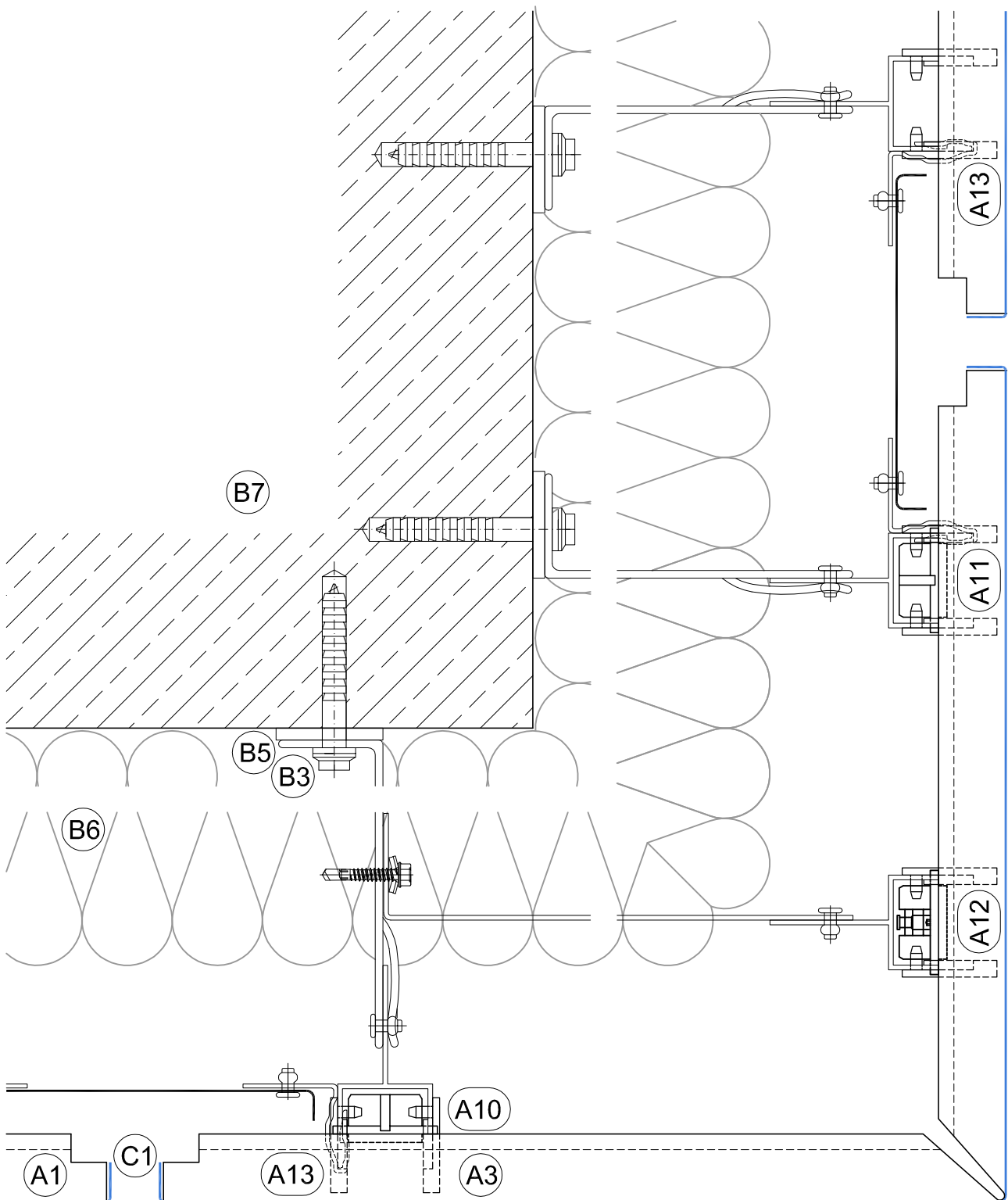
Horizontal

**Detail-Nummer** - No. of detail

3-C 101

Detail 3-C 102





**Detail 102**

**Schnitt - Cross section**


**Detail-Nummer - No. of detail**

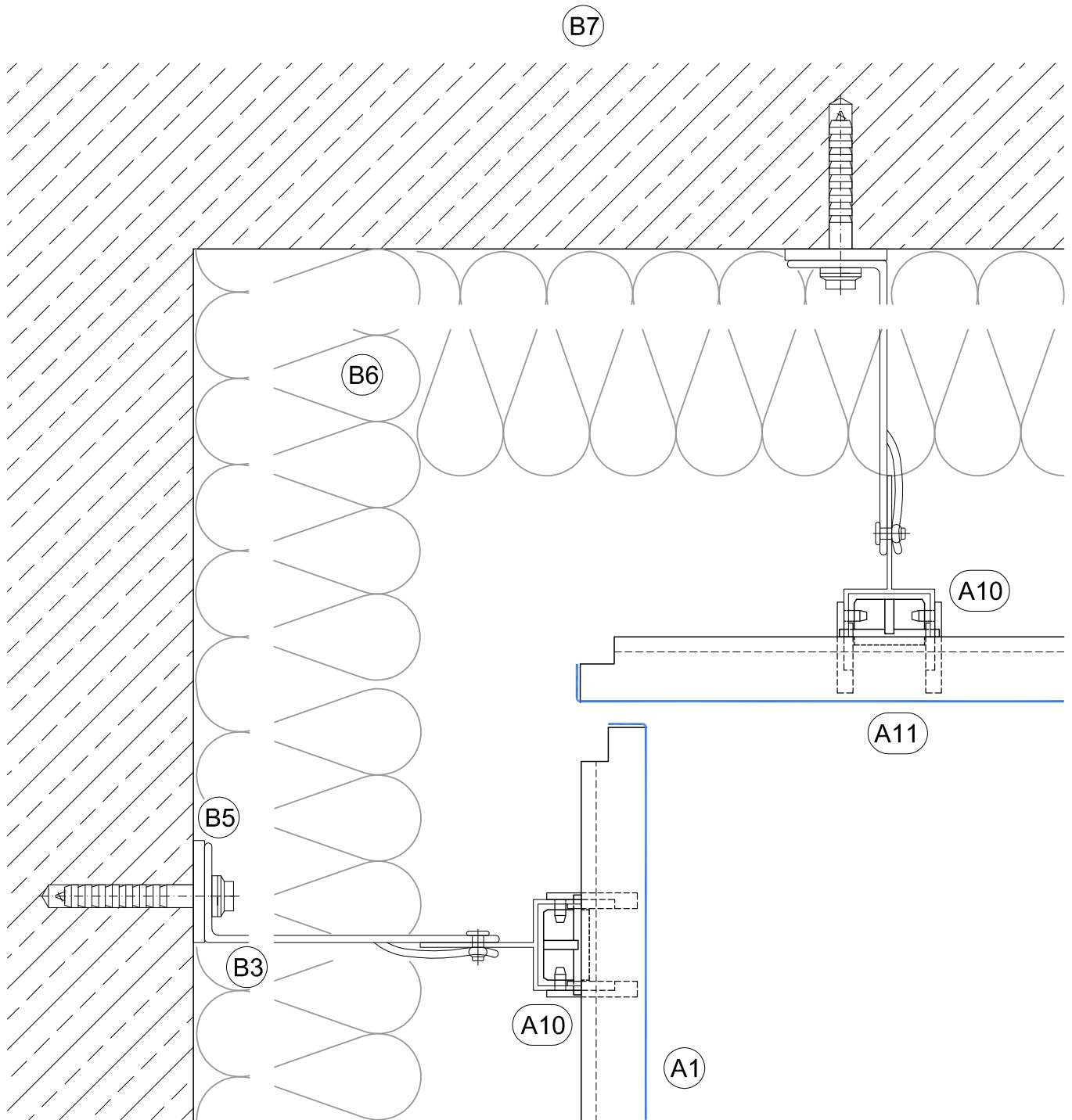
Außenecke 90° - External joint 90°

Horizontal

3-C 102

Detail 3-D 103





**Detail 103**

**Schnitt - Cross section**


**Detail-Nummer - No. of detail**

Innenecke 90° - Internal corner 90°

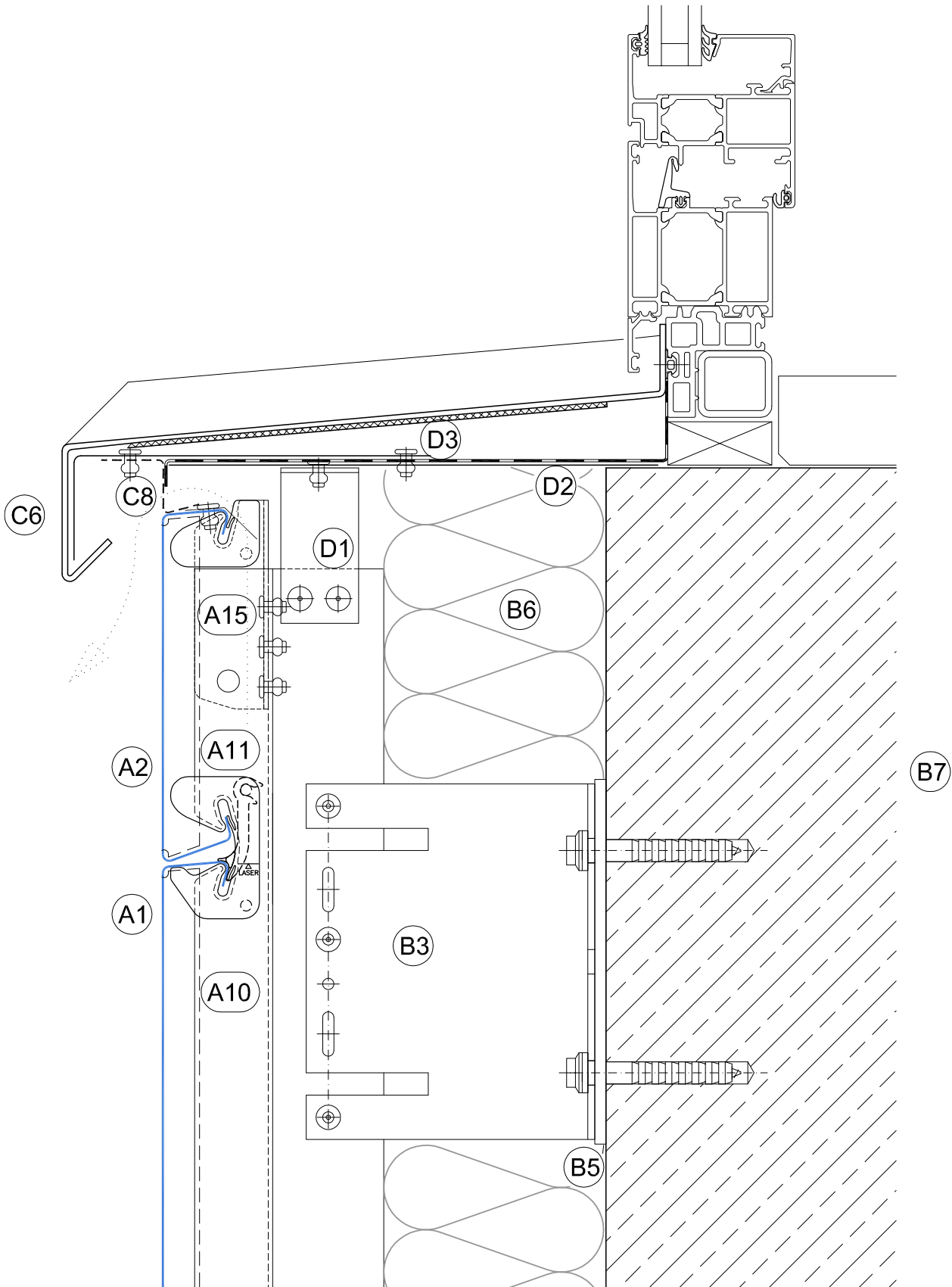
Horizontal

3-D 103

Detail 3-A 104







**Detail 104**

Fensterbank - *Window sill*



**Schnitt** - *Cross section*

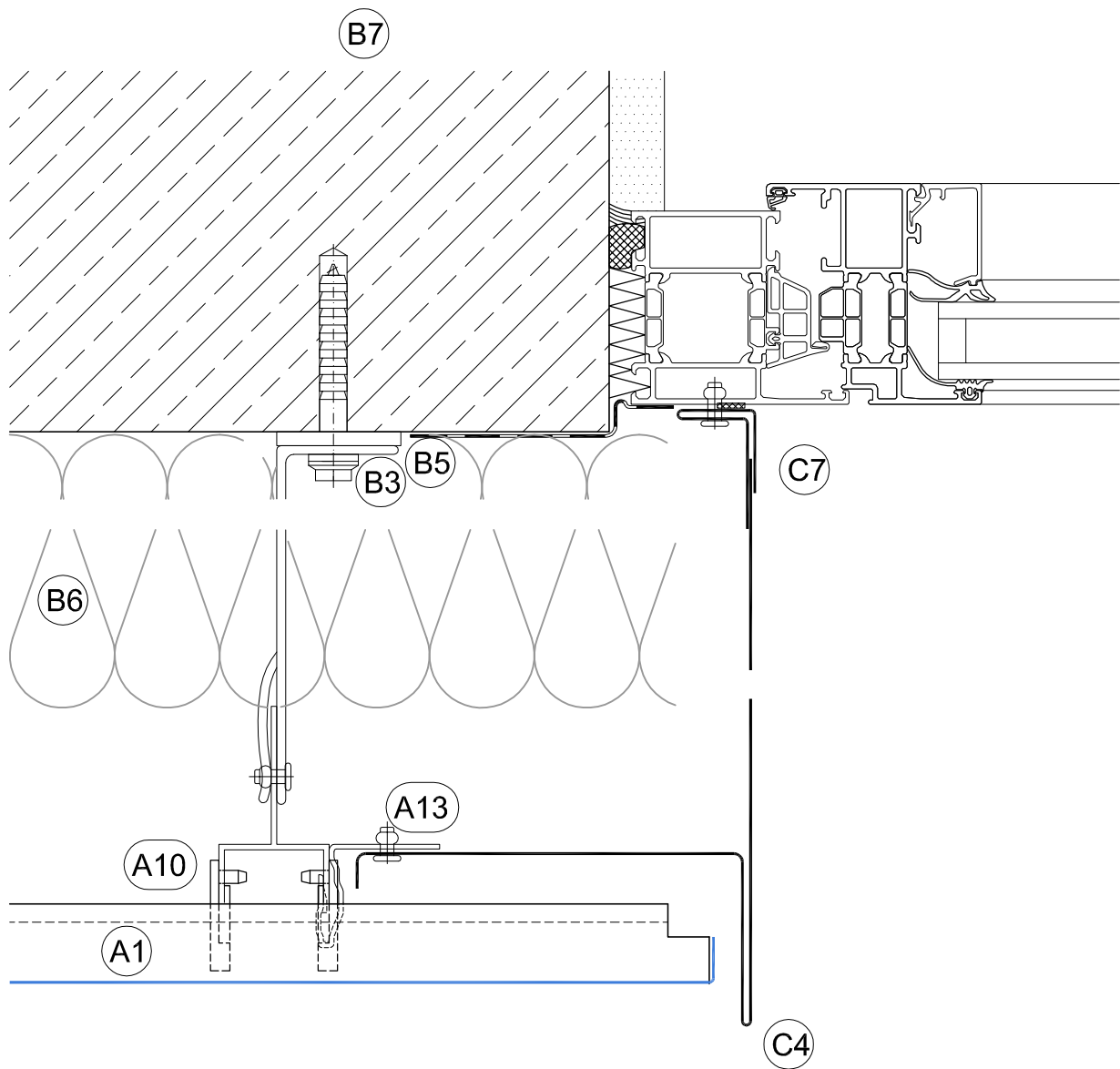
Vertikal - *vertical*

**Detail-Nummer** - *No. of detail*

3-A 104

Detail 3-A 105





**Detail 105**

**Schnitt - Cross section**




**Detail-Nummer - No. of detail**

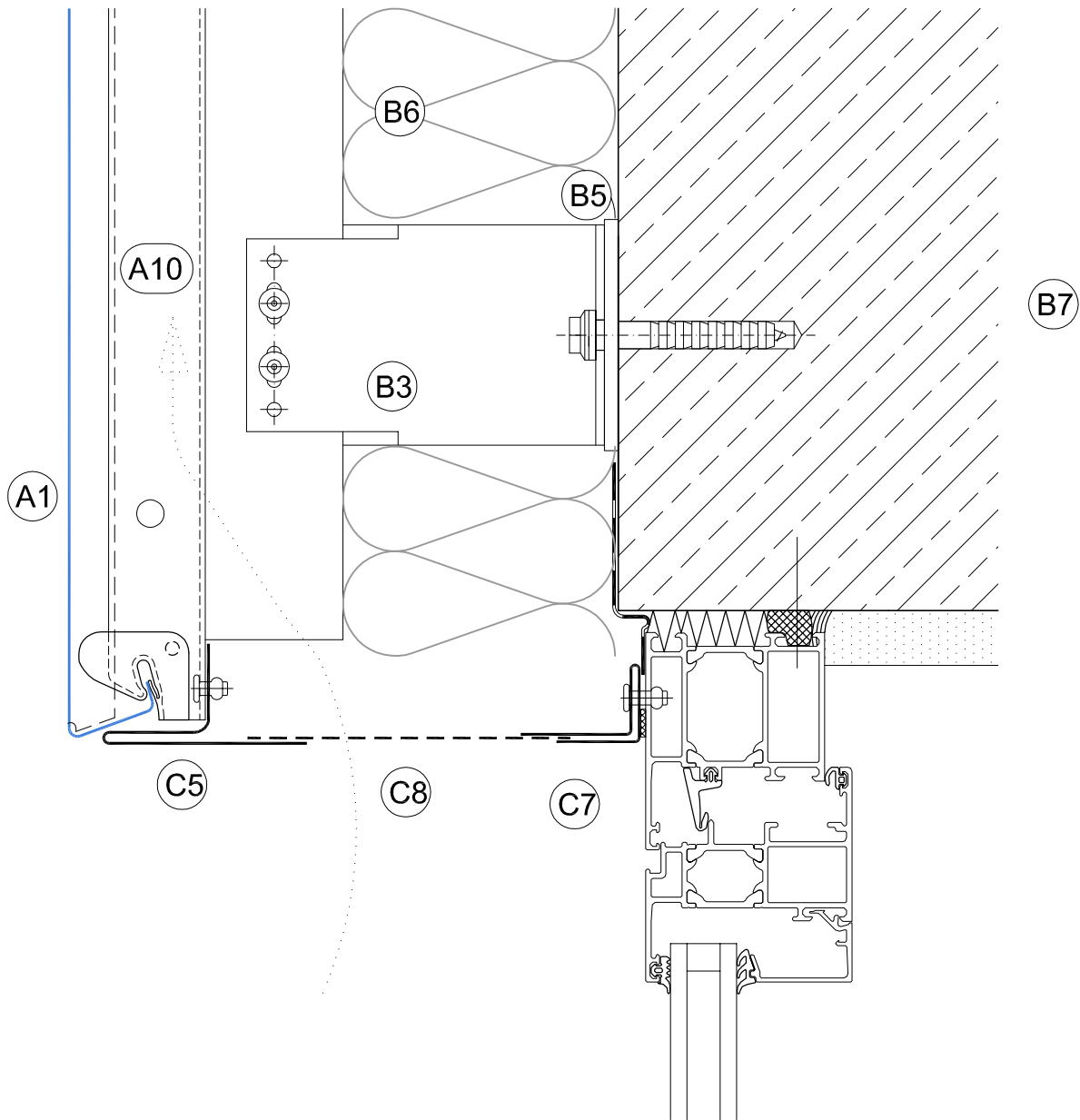
Tür-/Tor-/Fensterlaibung  
Door-/window jamb

Horizontal

3-A 105

Detail 3-D 106





**Detail 106**

**Schnitt - Cross section**



**Detail-Nummer - No. of detail**

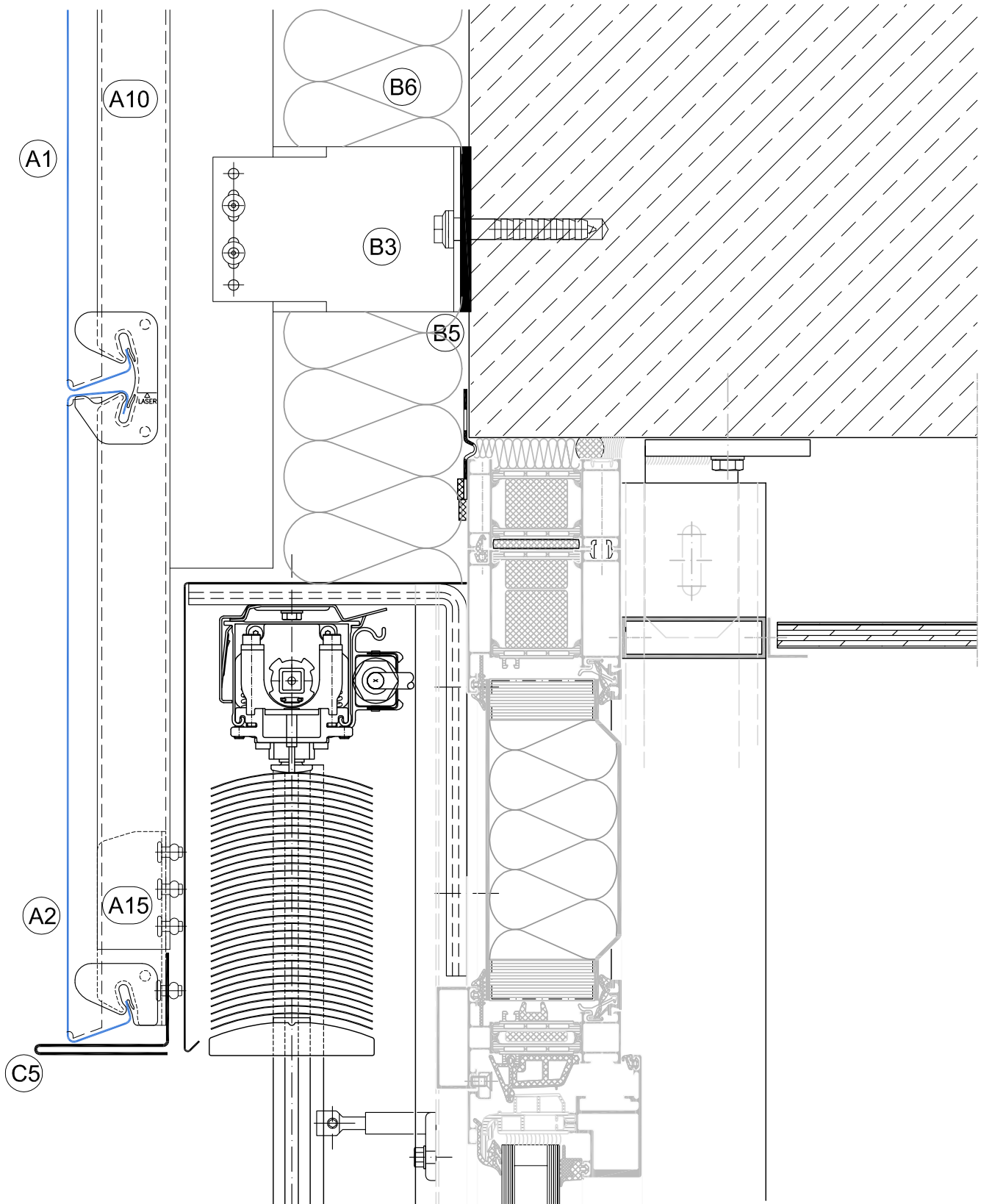
Tür-/Tor-/Fenstersturz  
Door-/window head

Vertikal  
Vertical

3-D 106

Detail 3-A 107





**Detail 107**

**Schnitt - Cross section**

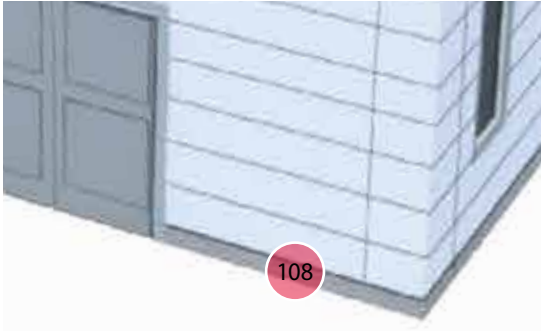

**Detail-Nummer - No. of detail**

Fenstersturz mit Sonnenschutz -  
 Window head interface with automated sun screen

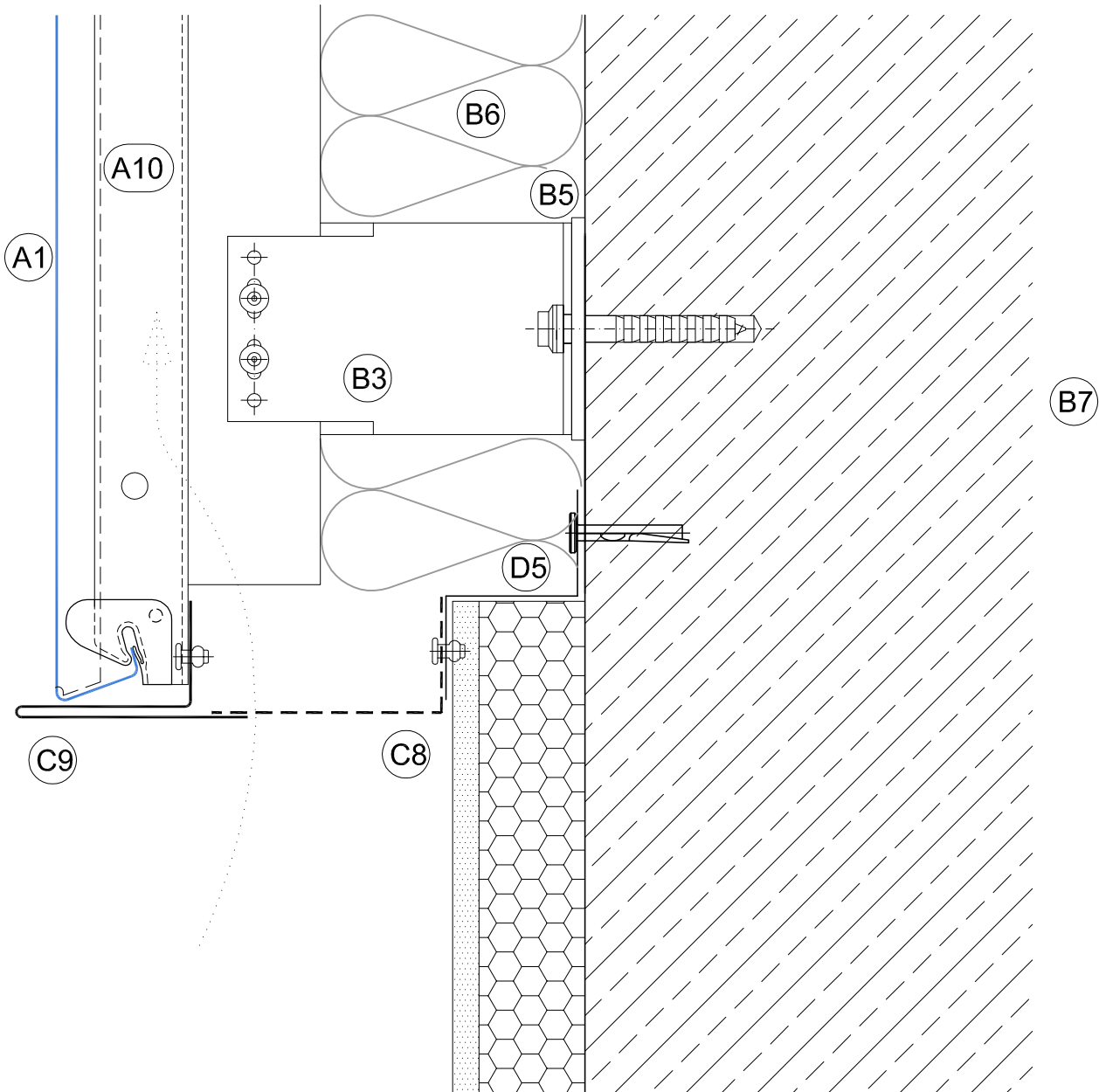
Vertikal - Vertical

3-A 107

Detail 3-A 108







**Detail 108**

Sockel - plinth

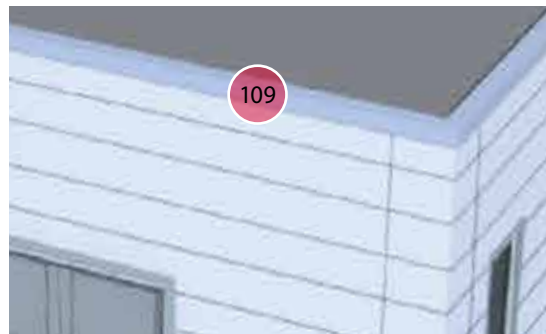


**Schnitt** - Cross section

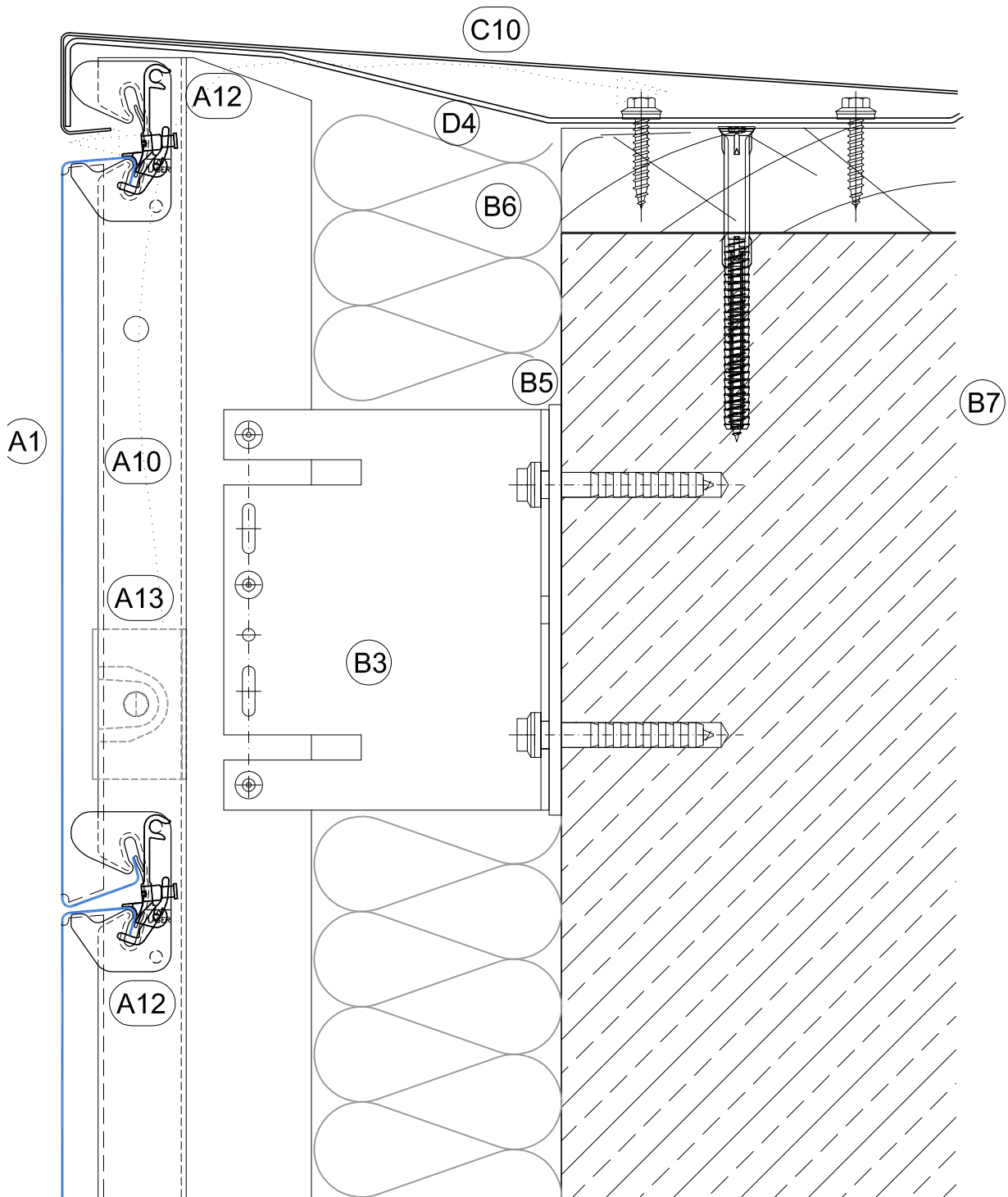
Vertikal- Vertical

**Detail-Nummer** - No. of detail

3-A 108

Detail 3-C 109





**Detail 109**

**Schnitt - Cross section**

**Detail-Nummer - No. of detail**



Attika - Window head interface with automated sun screen

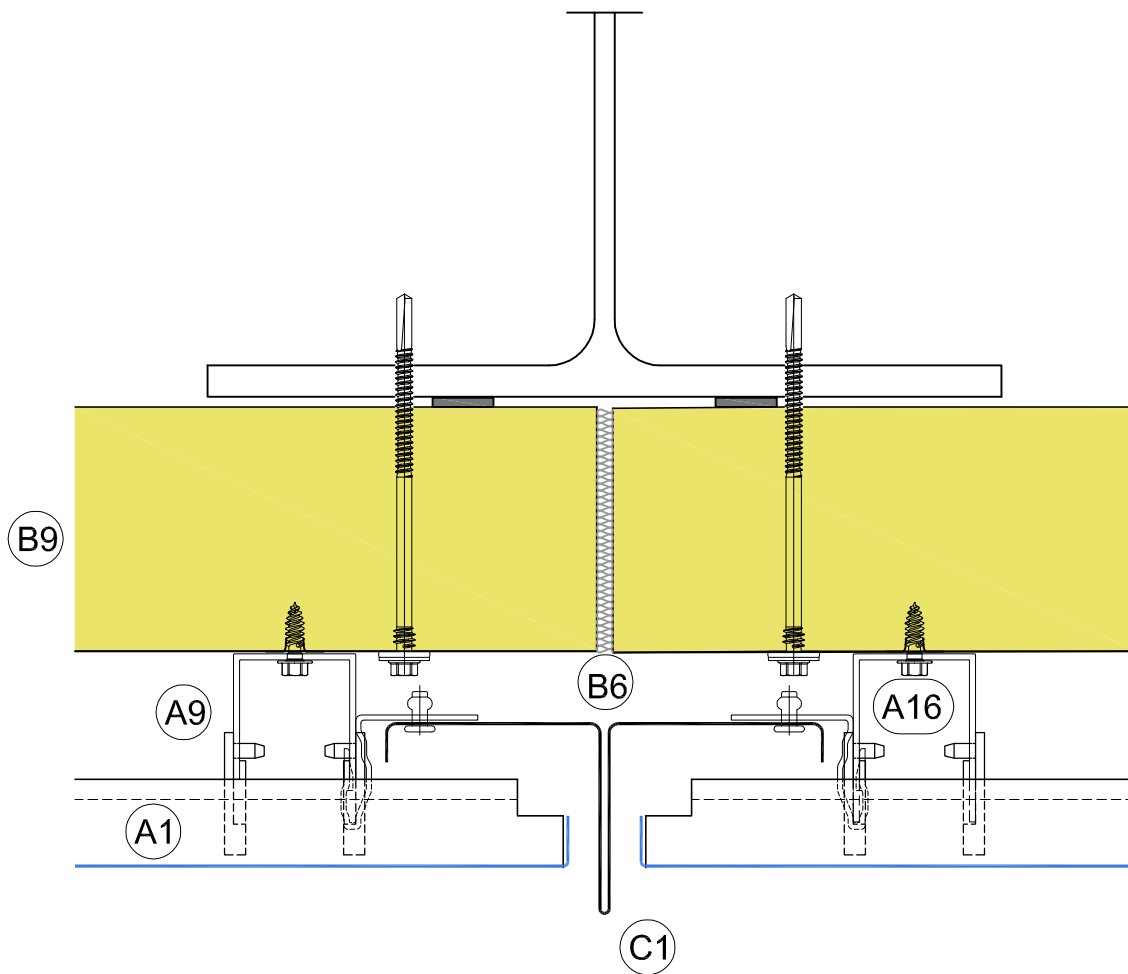
Vertikal - Vertical

3-C 109

# FC Hybridsystem auf FischerTHERM Sandwichelement - FC hybrid system on FischerTherm composite panel

## Detail 8-A 101





**Detail 101**

Stoß Lisene - Vertical joint


**Schnitt** - Cross section

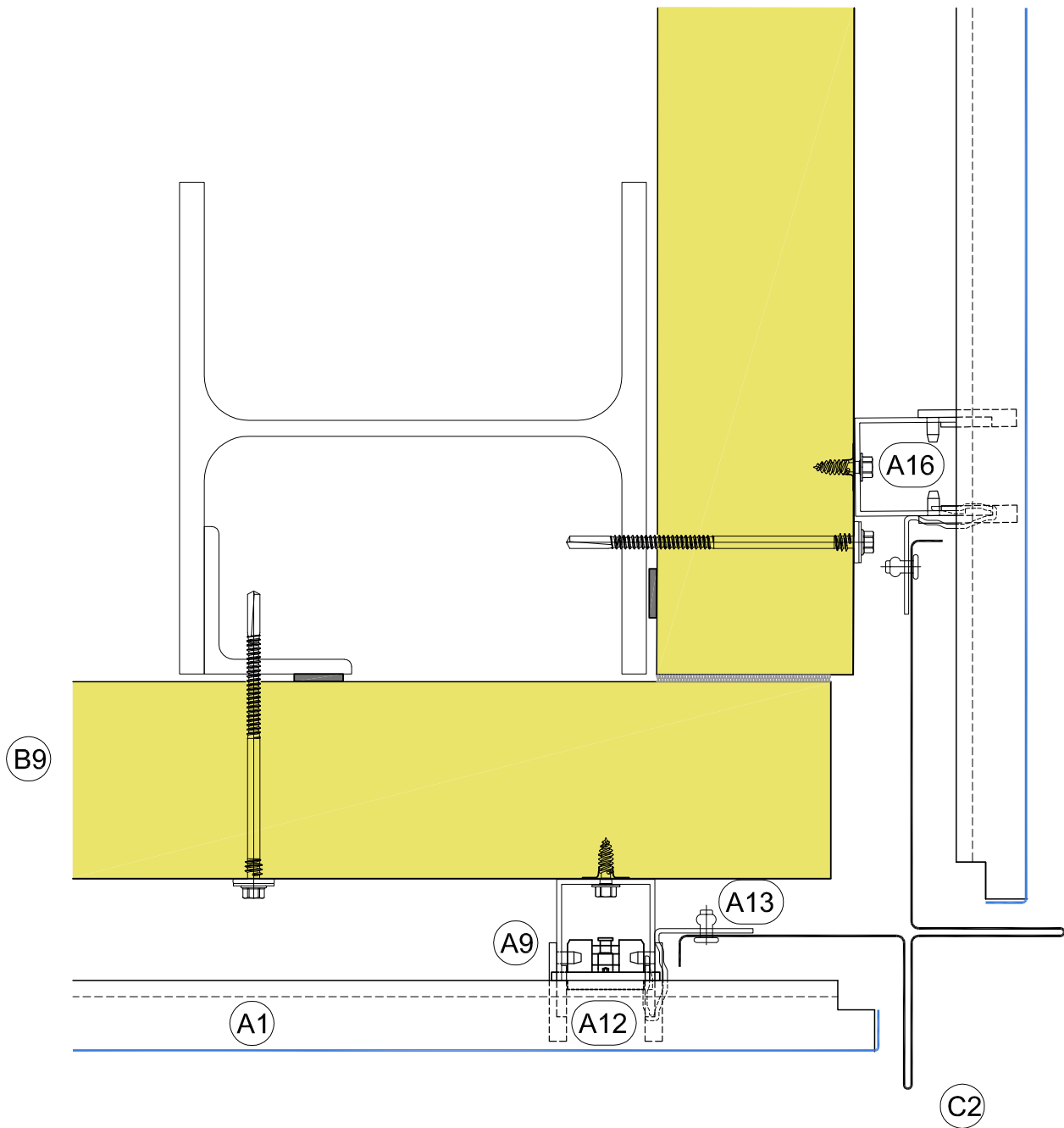
Horizontal

**Detail-Nummer** - No. of detail

8-A 101

Detail 8-A 102





**Detail 102**

**Schnitt - Cross section**


**Detail-Nummer - No. of detail**

Außenecke 90° - External corner 90°

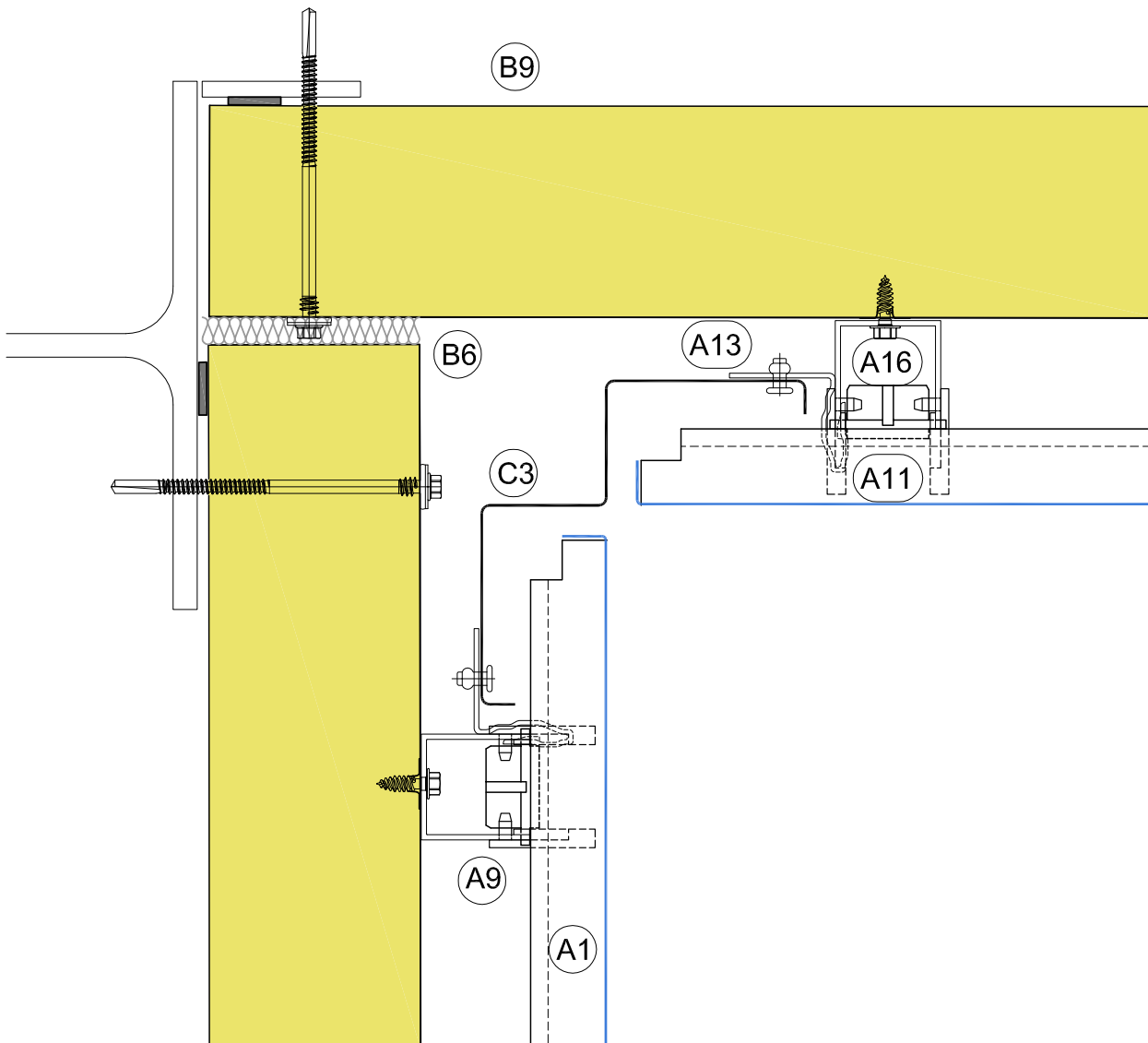
Horizontal

8-A 102

Detail 8-A 103







**Detail 103**

**Schnitt** - Cross section


**Detail-Nummer** - No. of detail

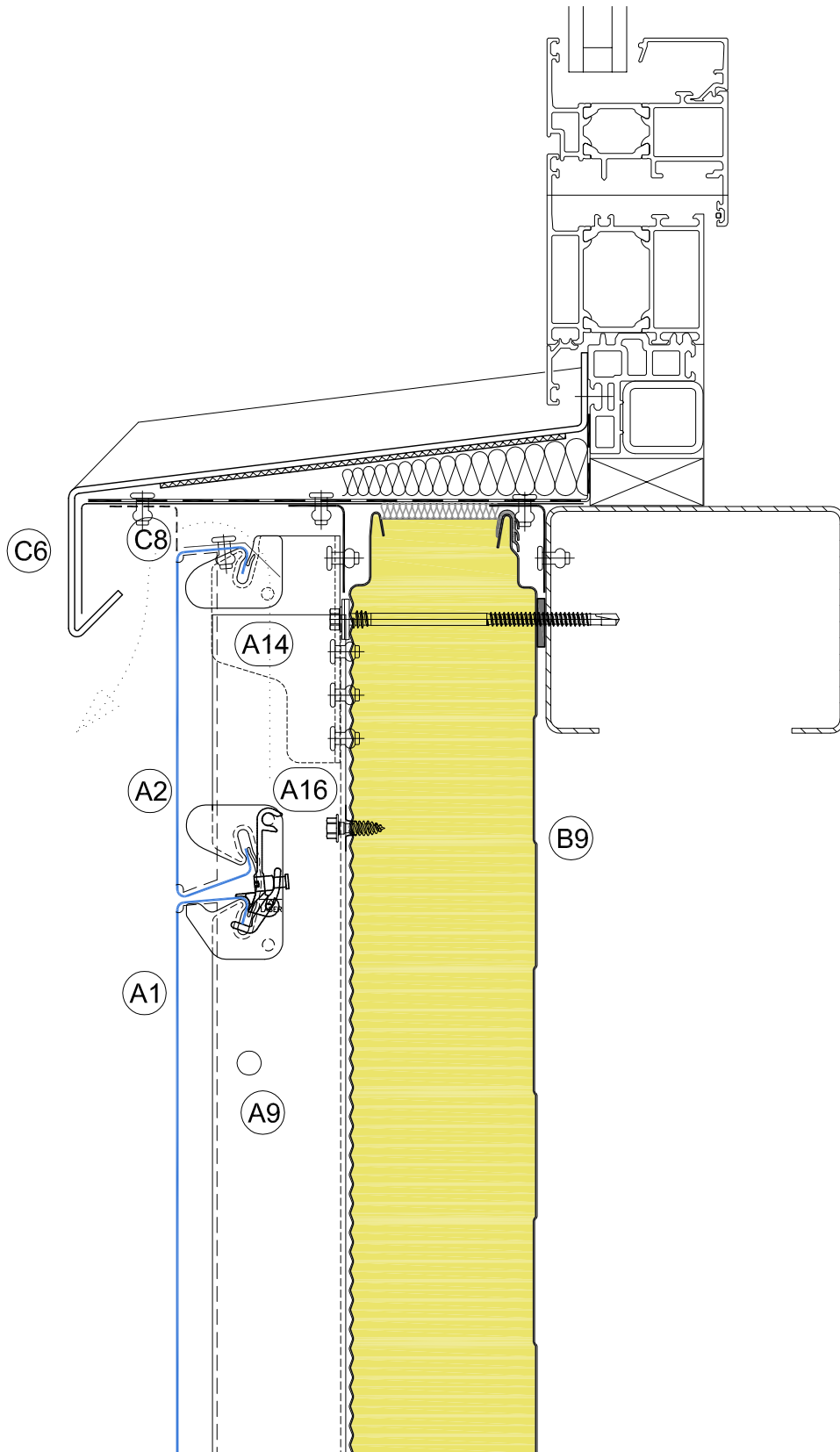
Innenecke 90° - Internal corner 90°

Horizontal

8-A 103

Detail 8-A 104





**Detail 104**

**Schnitt** - Cross section




**Detail-Nummer** - No. of detail

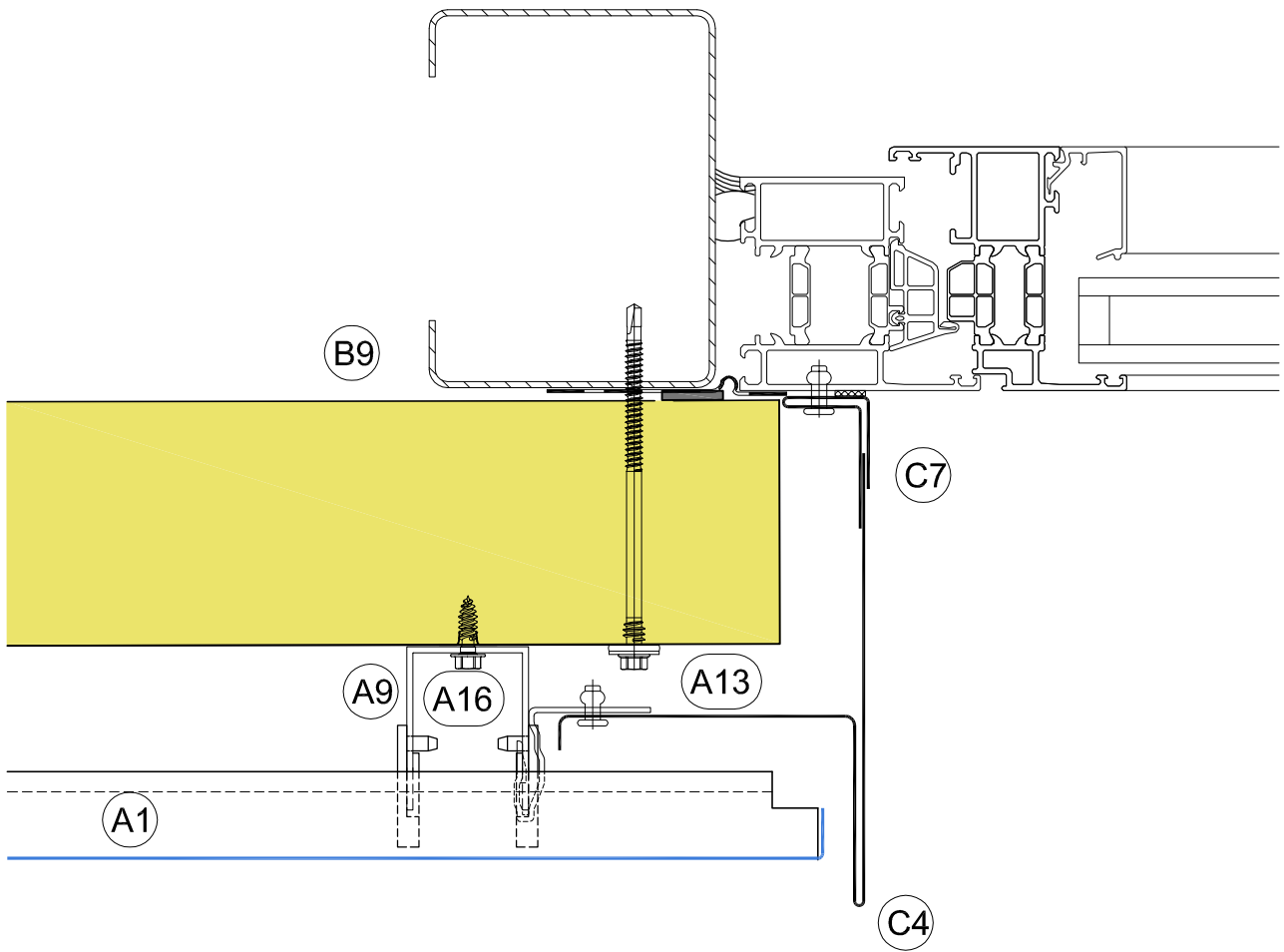
Fensterbank - Window sill

Vertikal - Vertical

8-A 104

Detail 8-A 105





**Detail 105**

**Schnitt - Cross section**



**Detail-Nummer - No. of detail**

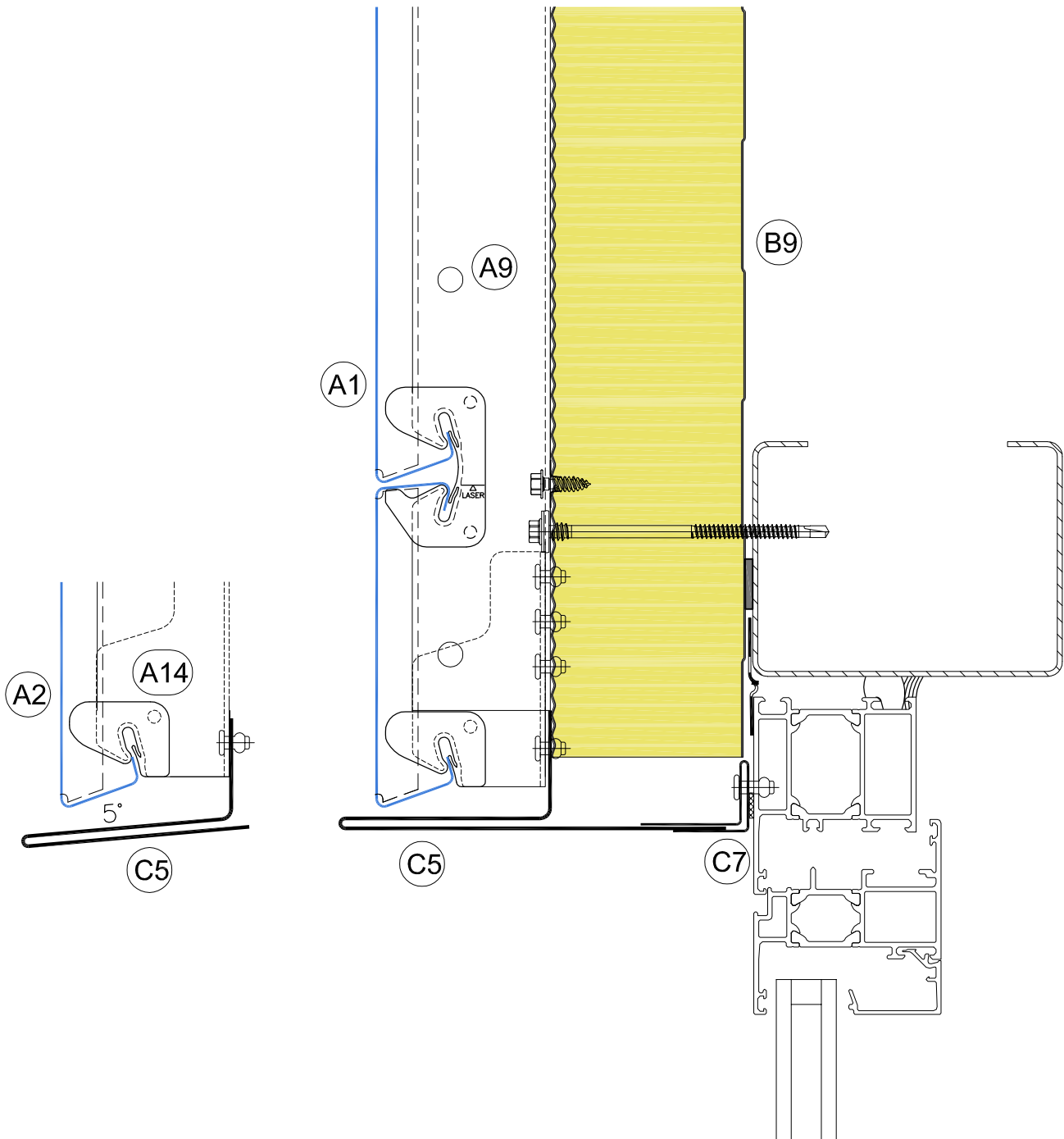
Tür-/Tor-/Fensterlaibung  
Door-/window jamb

Horizontal

8-A 105

Detail 8-A 106





**Detail 106**

**Schnitt - Cross section**

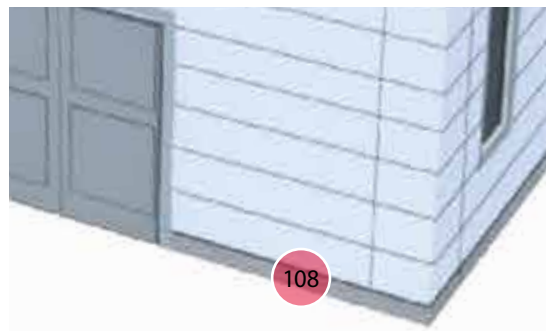

**Detail-Nummer - No. of detail**

Tür-/Tor-/Fenstersturz  
 Door-/window head

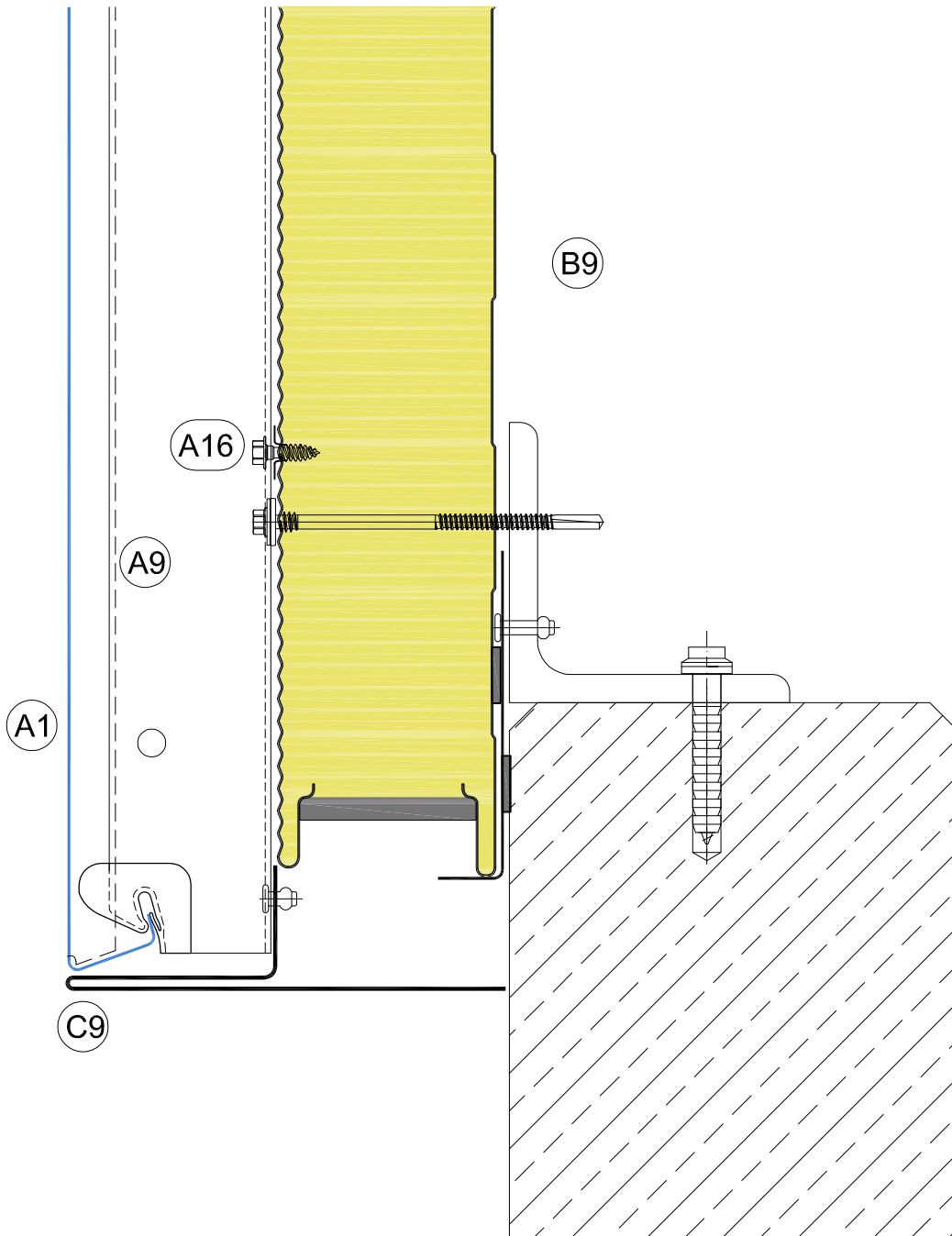
Vertikal  
 Vertical

8-A 106

Detail 8-A 108







**Detail 108**

**Schnitt** - Cross section

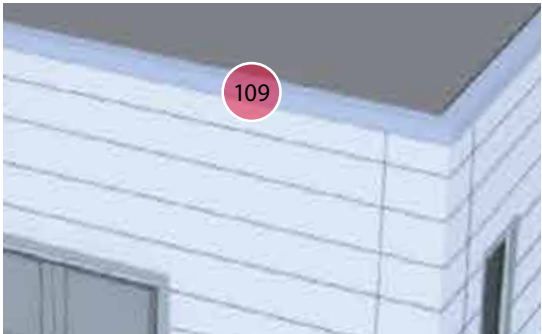

**Detail-Nummer** - No. of detail

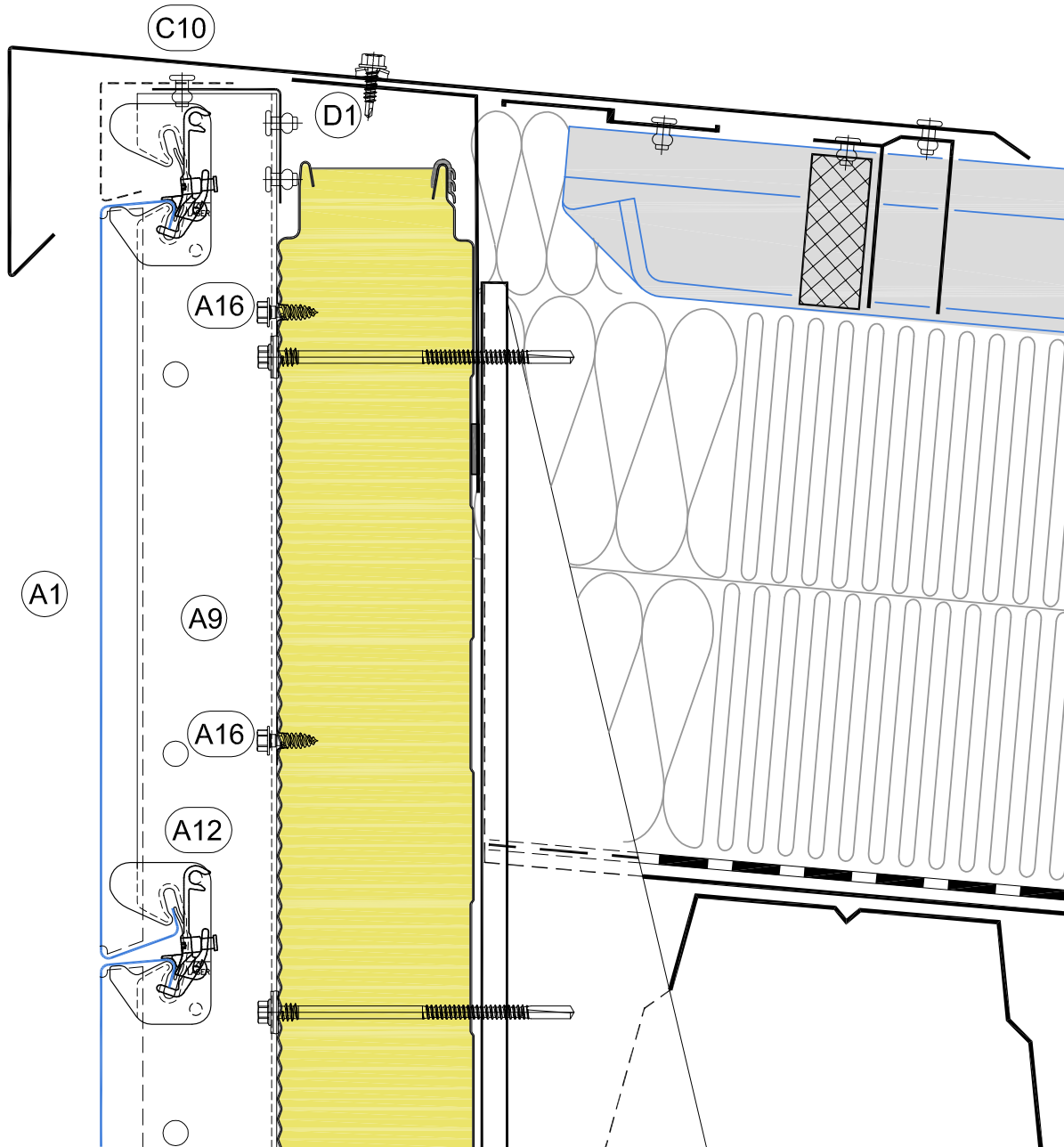
Sockel - plinth

Vertikal - Vertical

8-A 108

Detail 8-A 109





**Detail 109**

Attika - Parapet

**Schnitt** - Cross section

Vertikal - Vertical




**Detail-Nummer** - No. of detail

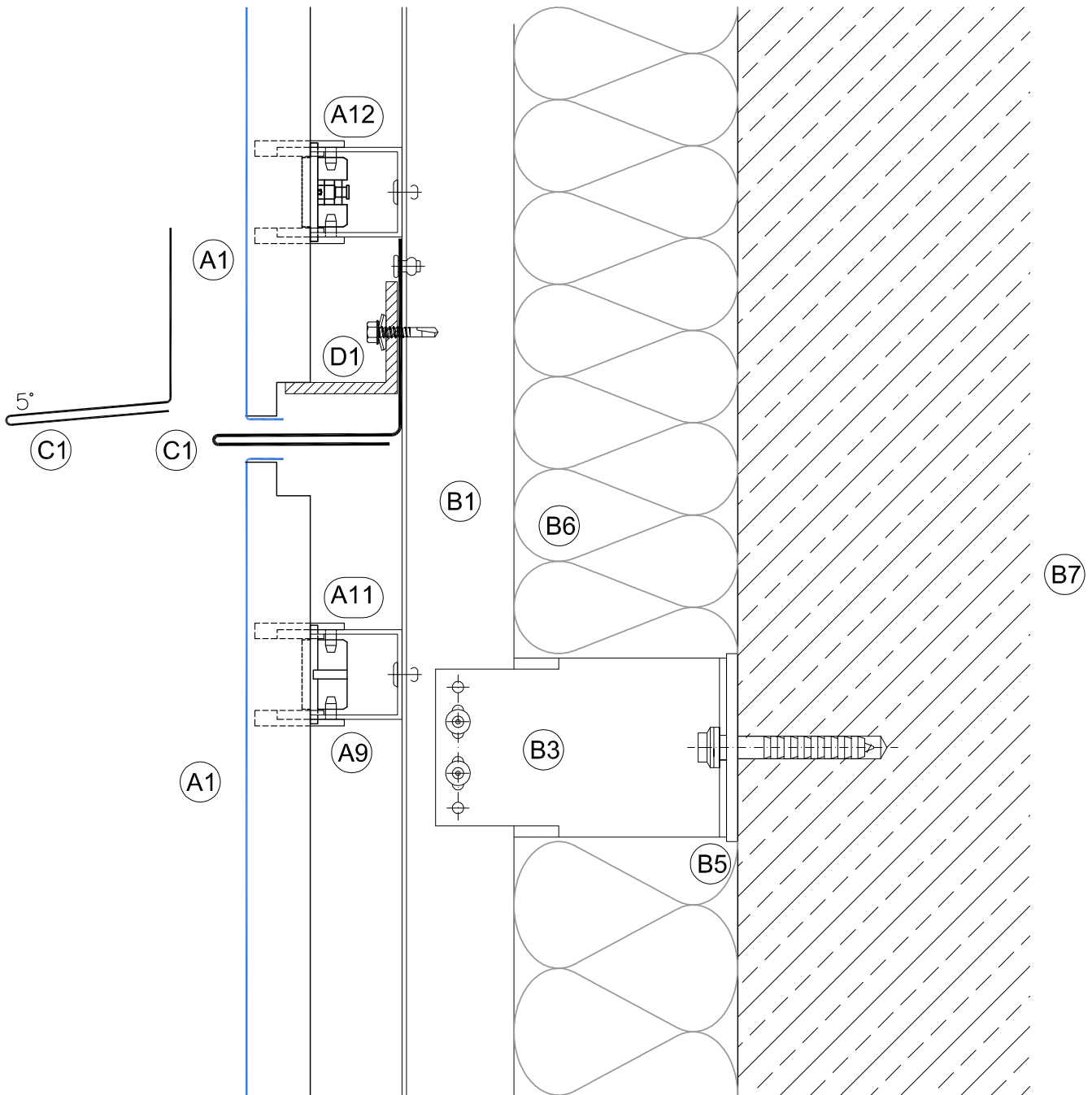
8-A 109

# Vertikale Konstruktionsvorschläge

## Vertical construction details

### Detail 9-A 101





**Detail 101**

**Schnitt - Cross section**



**Detail-Nummer - No. of detail**

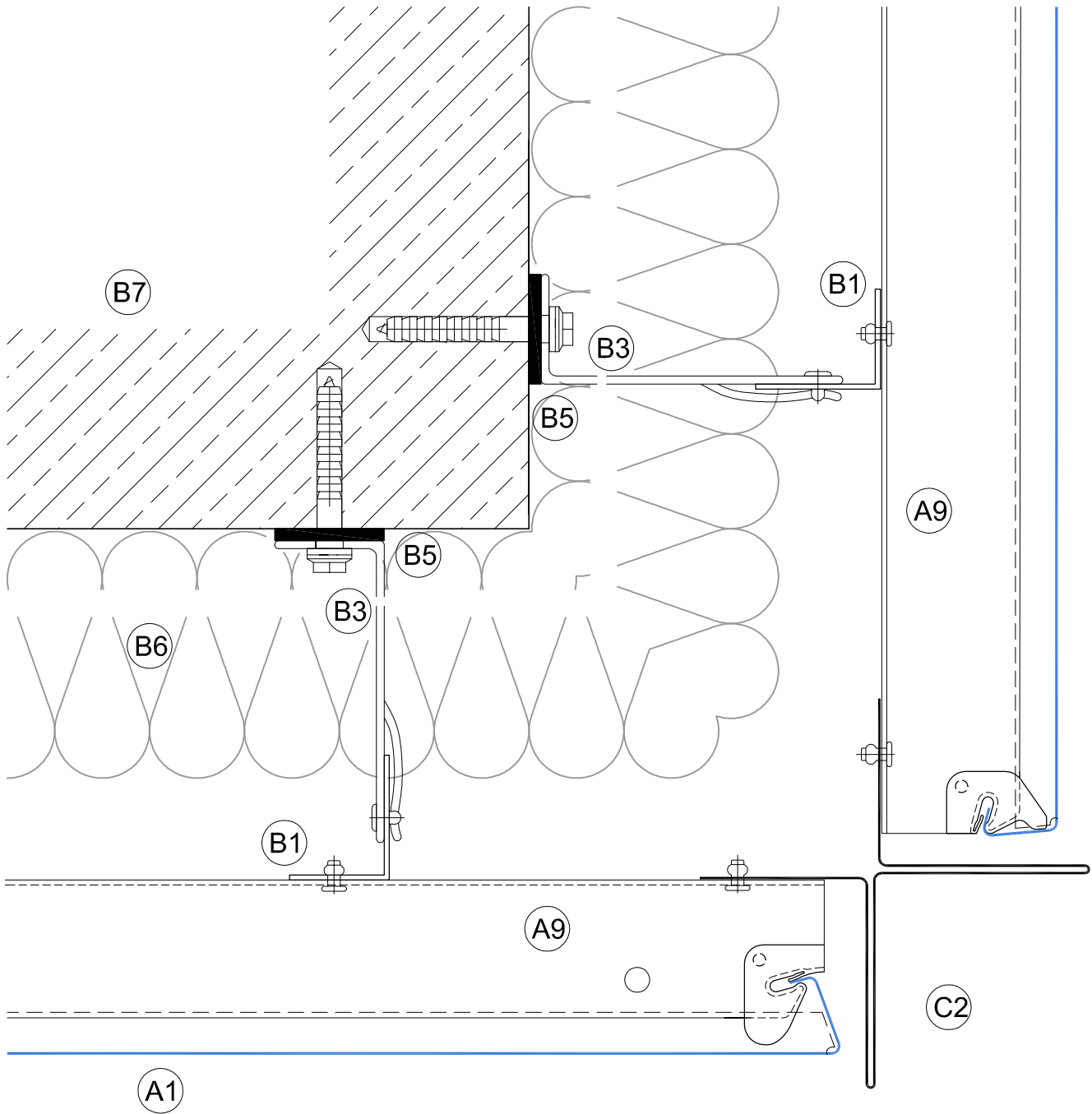
Stoß Lisene - Vertical joint

Horizontal

9-A 101

Detail 9-A 102





**Detail 102**

**Schnitt - Cross section**


**Detail-Nummer - No. of detail**

Außenecke 90° - External corner 90°

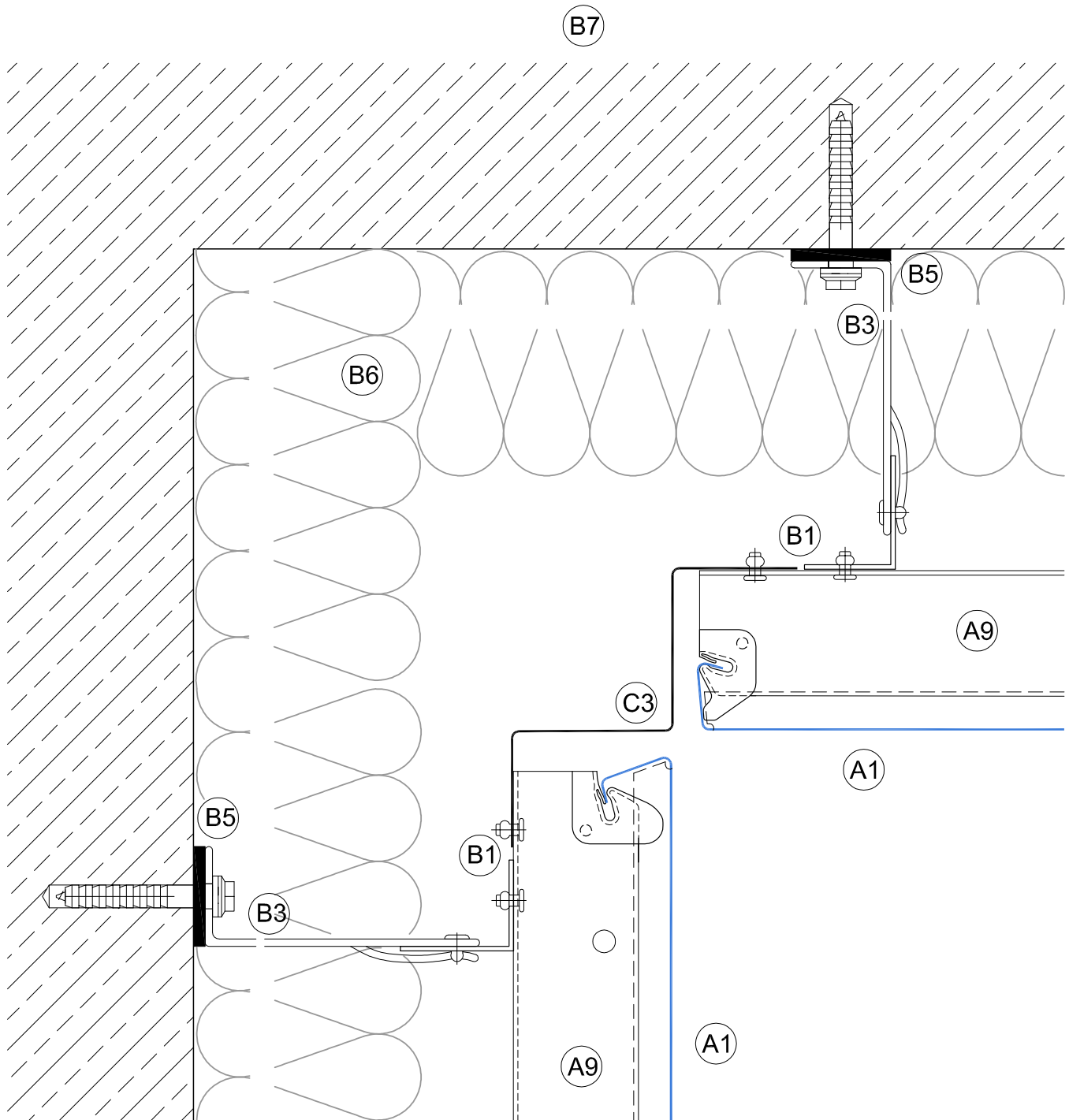
Horizontal

9-A 102

Detail 9-A 10







**Detail 103**

**Schnitt - Cross section**




**Detail-Nummer - No. of detail**

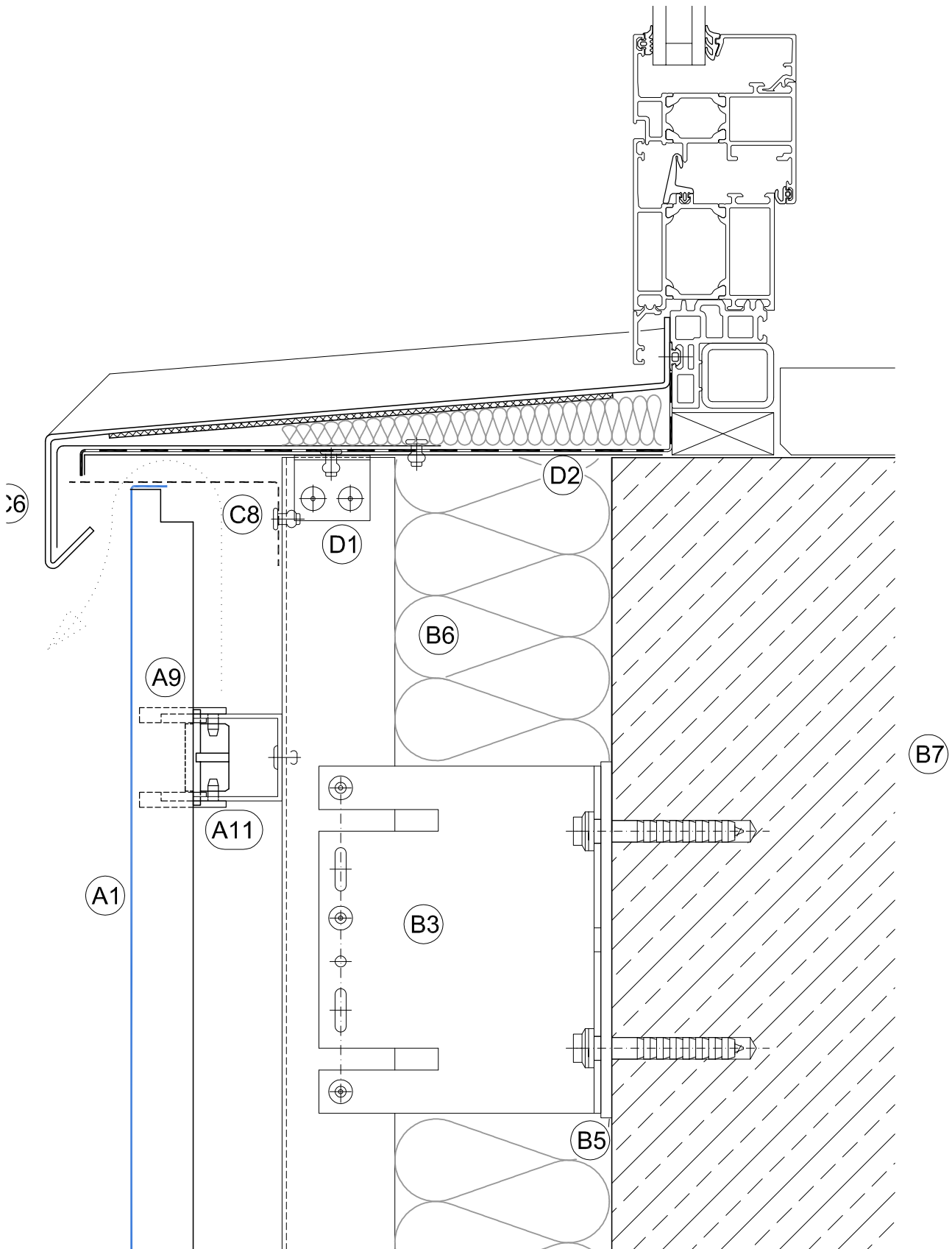
Innenecke 90° - Internal corner 90°

Horizontal

9-A 103

Detail 9-A 104





**Detail 104**

**Schnitt - Cross section**



**Detail-Nummer - No. of detail**

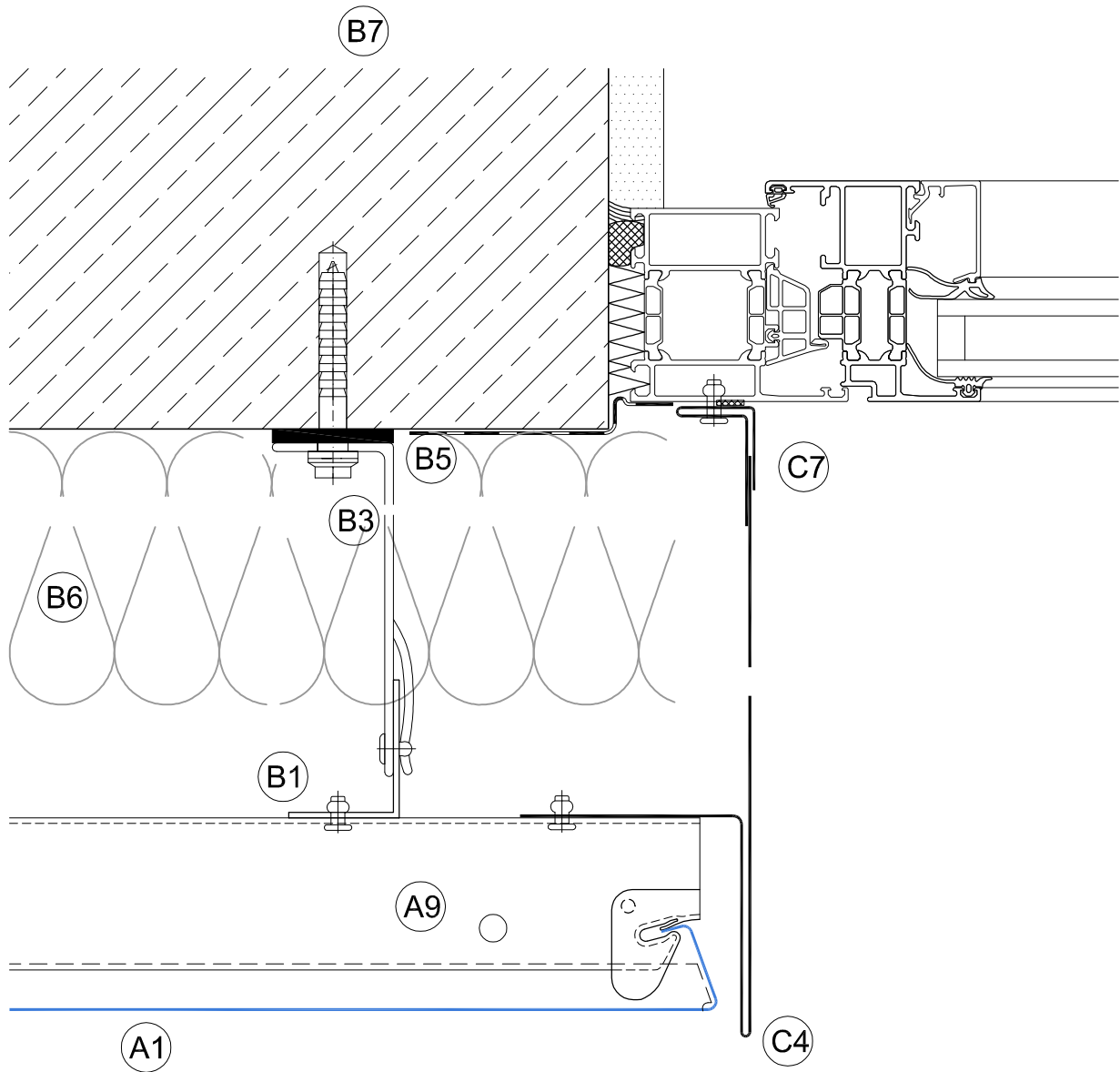
Fensterbank - Window sill

Vertikal - Vertical

9-A 104

Detail 9-A 105





**Detail 105**

**Schnitt - Cross section**


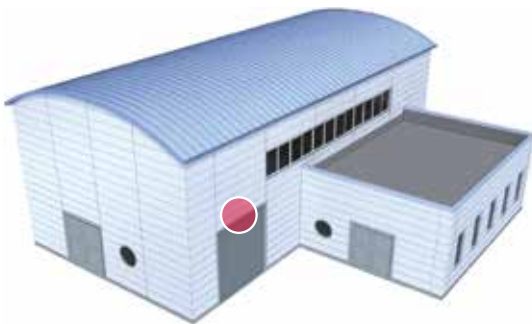

**Detail-Nummer - No. of detail**

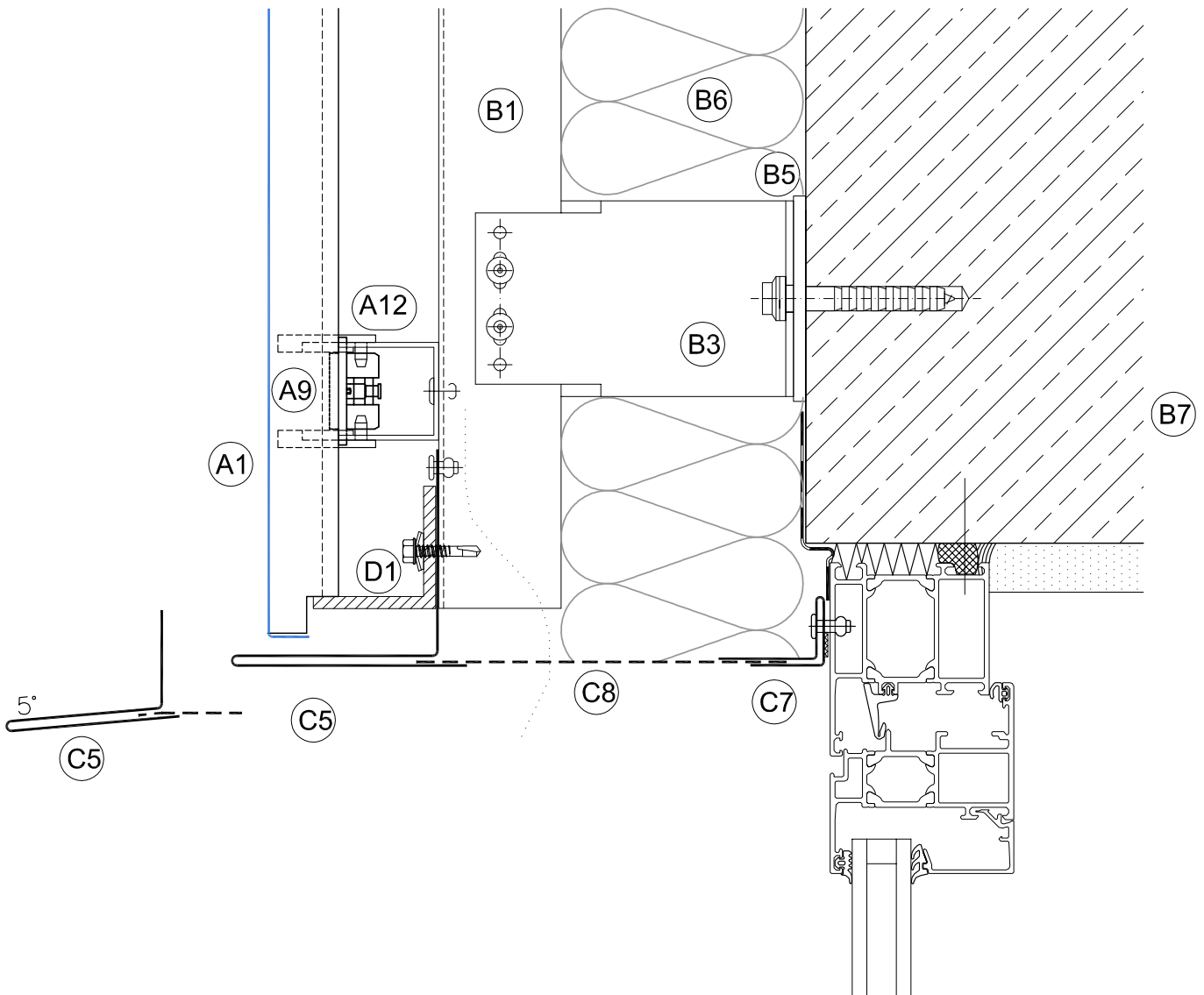
Tür-/Tor-/Fensterlaibung  
Door-/window jamb

Horizontal

9-A 105

Detail 9-A 106





**Detail 106**

**Schnitt - Cross section**




**Detail-Nummer - No. of detail**

Tür-/Tor-/Fenstersturz  
 Door-/window head

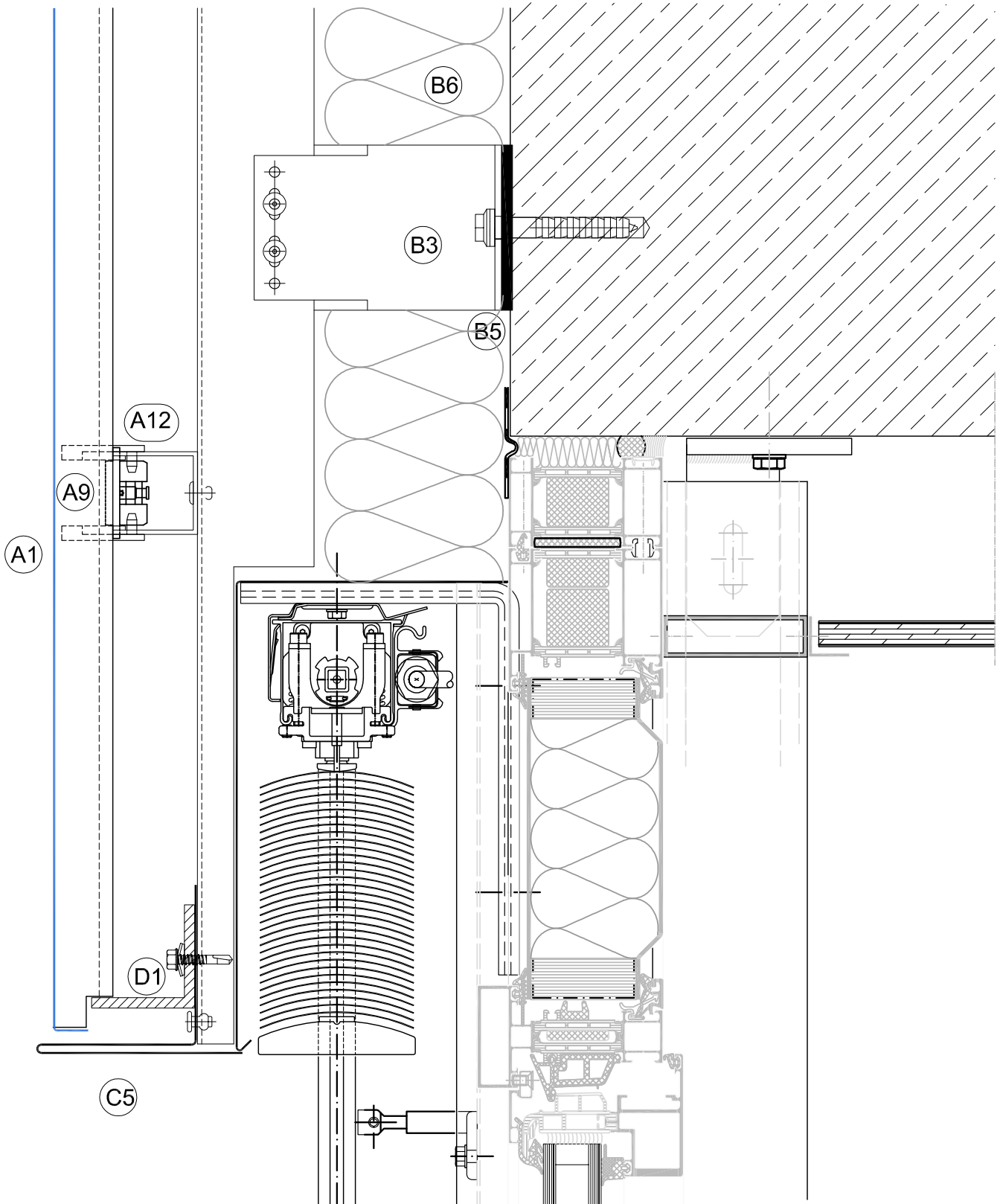
Vertikal  
 Vertical

9-A 106

Detail 9-A 107







**Detail 107**

**Schnitt**

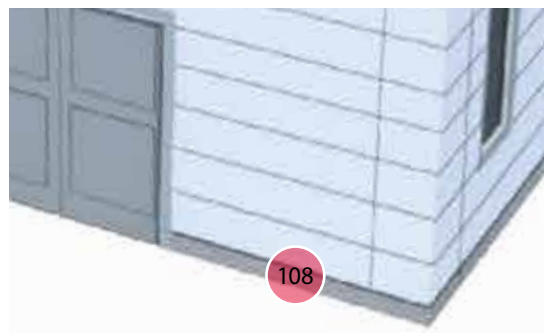


**Detail-Nummer**

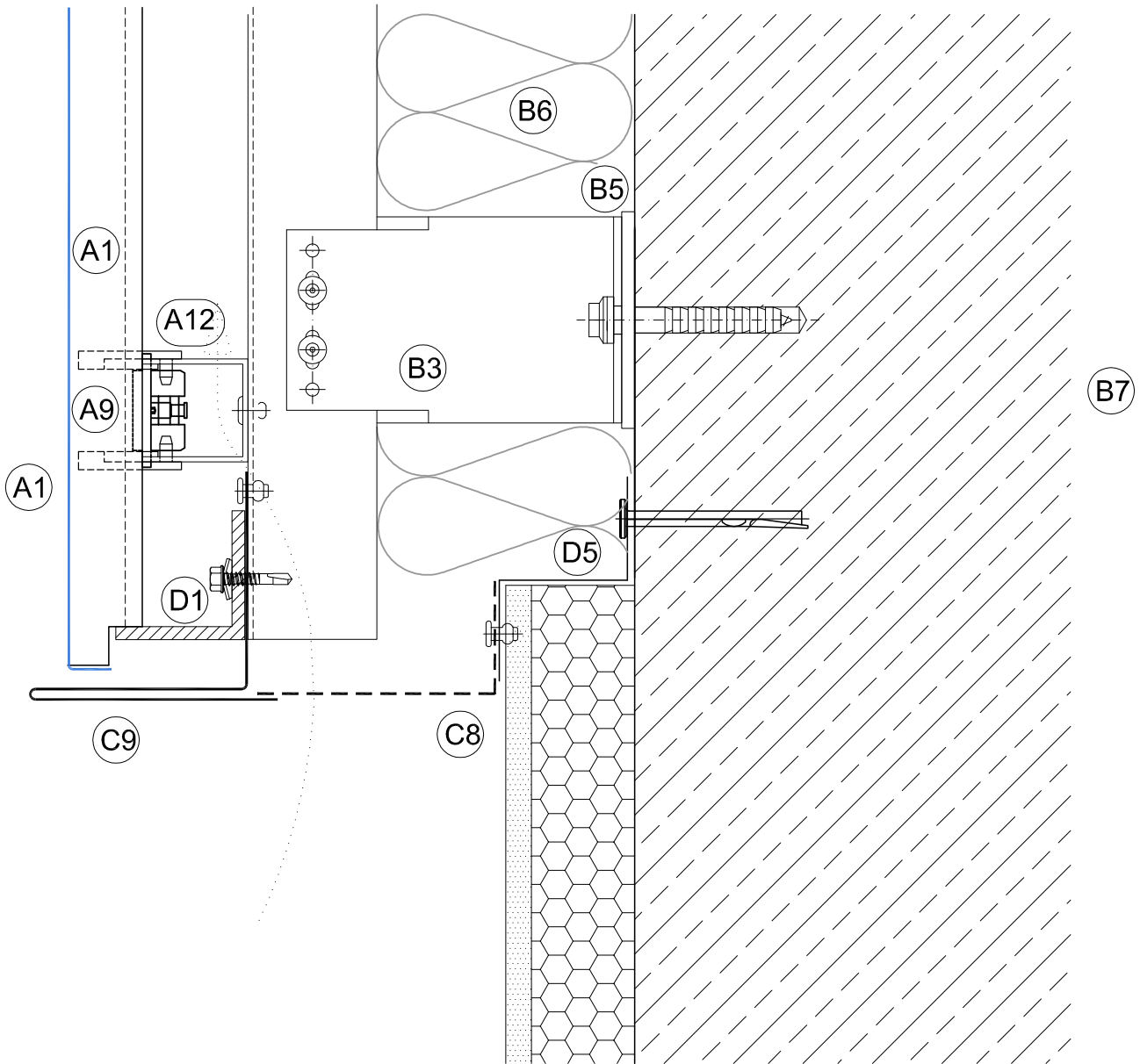
Fenstersturz mit Sonnenschutz  
 Window head interface with automated sun screen

Vertikal  
 Vertical

9-A 107

Detail 9-A 108





**Detail 108**

**Schnitt** - Cross section

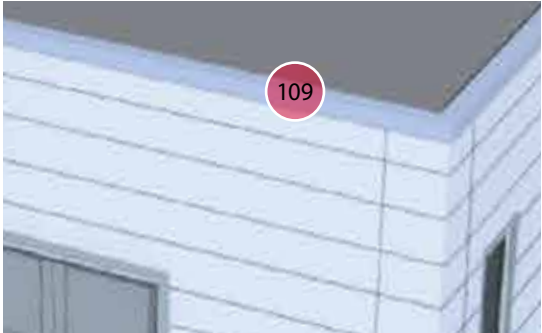


**Detail-Nummer** - No. of detail

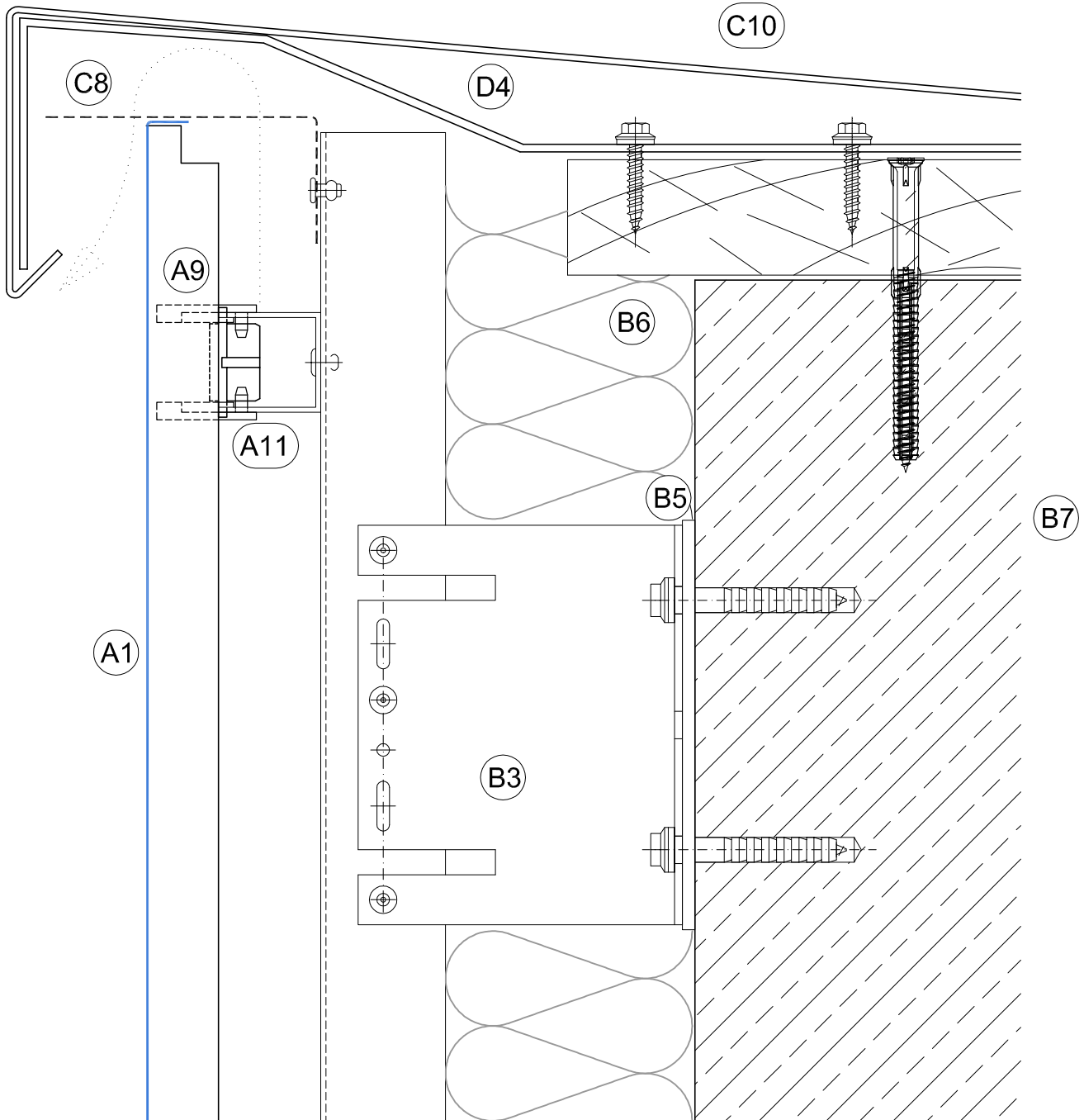
Sockel - plinth

Vertikal - Vertical

9-A 108

Detail 9-A 109





**Detail 109**

Attika - Parapet

**Schnitt** - Cross section




Vertikal - Vertical

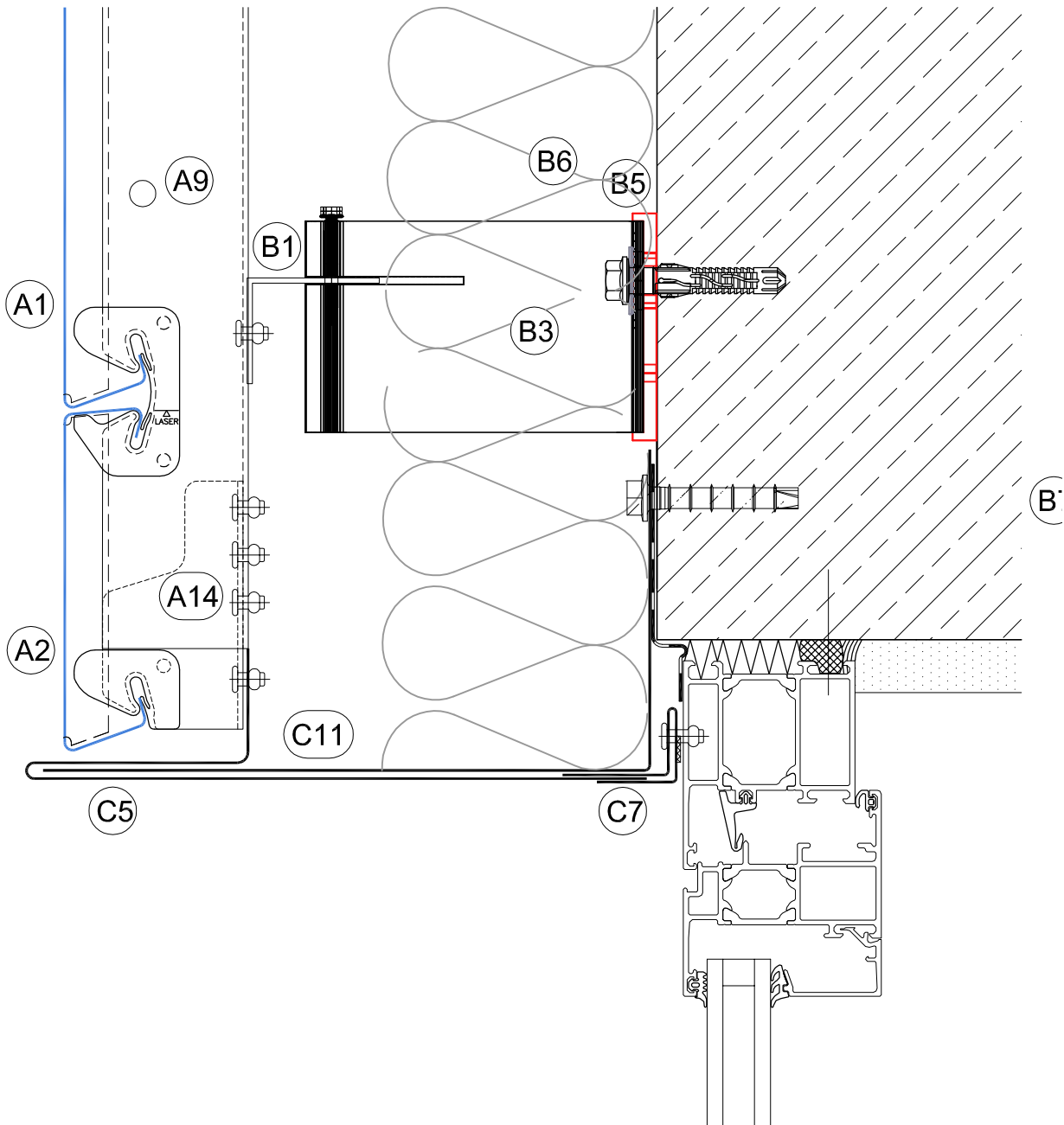
**Detail-Nummer** - No. of detail

9-A 109

# Ergänzende Konstruktionsvorschläge - Supplementary construction details

Detail 5-A 106a





## Detail 106a

Schnitt - Cross section




Detail-Nummer - No. of detail

Tür-/Tor-/Fenstersturz mit integrierter Brandsperre, gemäß gutachterlicher Stellungnahme (KFC 01-1) vom I.F.I. Institut für Industrieaerodynamik GmbH, Aachen  
Door-/window head with integrated fire blocking, in accordance with expert statement (KFC 01-1) from I.F.I. Institute for Industrieaerodynamik GmbH Aachen

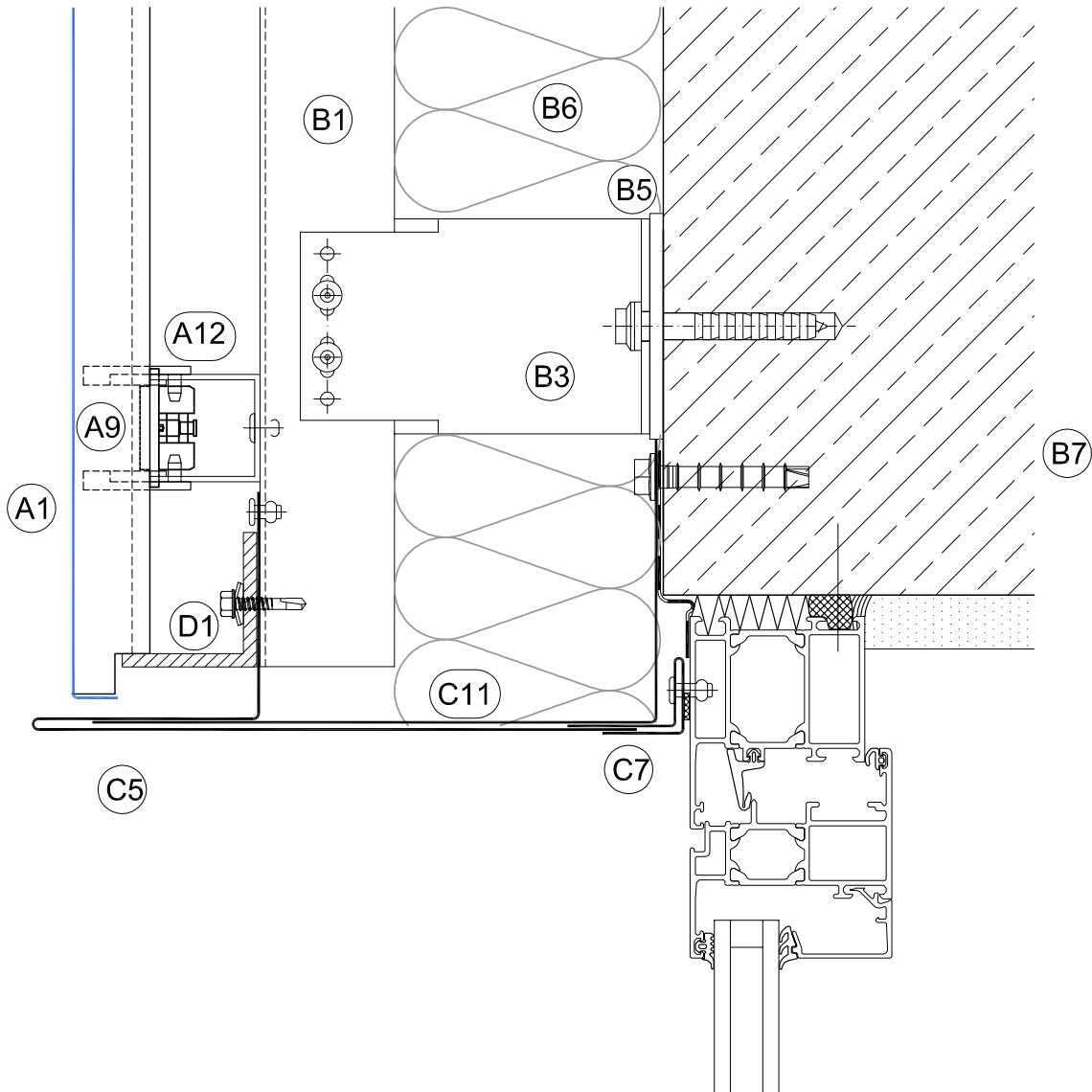
Vertikal - Vertical

5-A 106a

Detail 9-A 106a







**Detail 106a**

**Schnitt - Cross Section**

**Detail-Nummer - No. of detail**

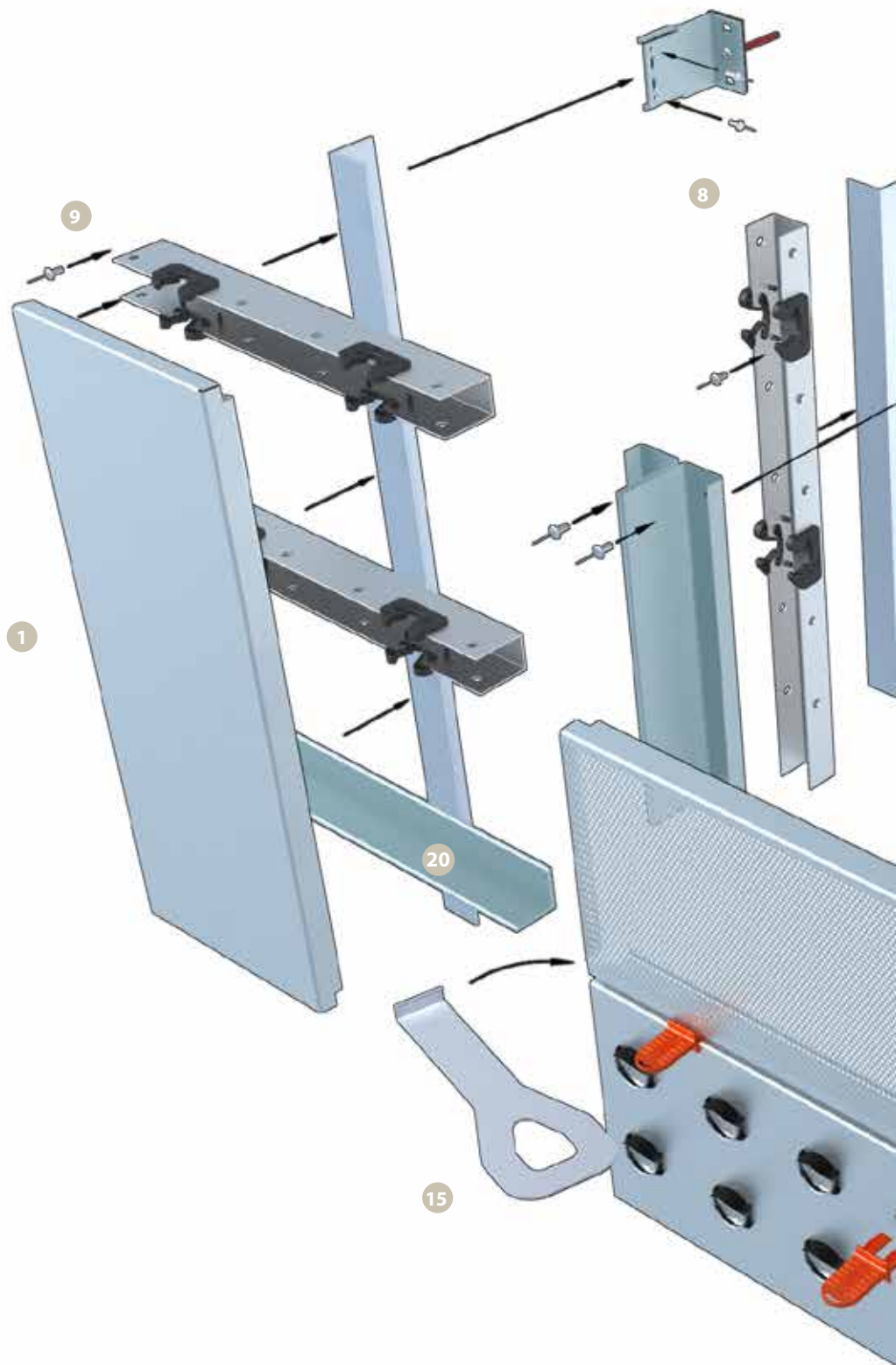
Tür-/Tor-/Fenstersturz  
 mit integrierter Brandsperre  
 Door-/window head  
 with integrated fire blocking

Vertikal - Vertical

9-A 106a

# Kalzip FC Fassadensystem – die Komponenten

## Kalzip FC facade system - components



### Paneele - Panel

#### Liefermöglichkeiten - Delivery options

- 1 FC Paneel - FC panel
- 2 FC Eckpaneel - FC corner panel
- 3 Oberfläche Mikroliniert  
Surface micro-ribbed (nur/only FC 30/400)
- 4 Lochung Rv 3-5 - Perforation Rv 3-5
- 5 Lochung Rv 6-8 - Perforation Rv 6-8
- 6 FC Paneel Luminaire - FC panel luminaire

### System-Unterkonstruktion -

#### System components

#### Varianten - Variants

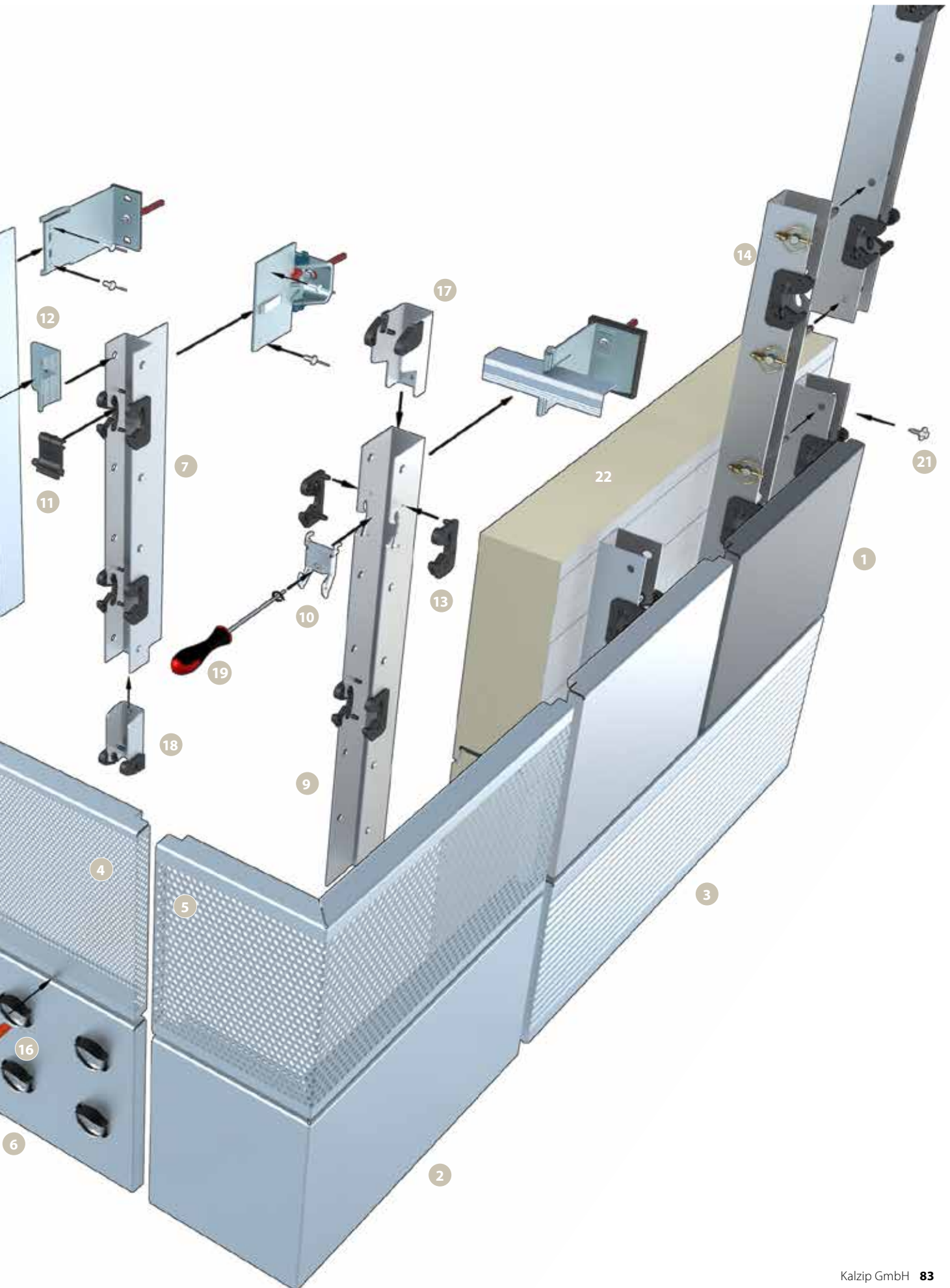
- 7 Rasterklickschiene SEL  
Modular click rail SEL
- 8 Rasterklickschiene NE (nur a.A.)  
Modular click rail NE (only on request)
- 9 Rasterklickschiene SE - Modular click rail SE

### System-Zubehör / System accessories

#### Bauteile und Komponenten

#### Components and assemblies

- 10 Festpunktklemme - Fixed point clamp
- 11 Führungsschnapper - Guidance snapper
- 12 Kanteilhalter - Flashing support
- 13 Plastik-Inlays (vormontiert)  
Plastic inlays (pre-assembled)
- 14 Distanzlehre - Setting tool
- 15 Demontage-Tool - Panel removal tool
- 16 Plastikkeile - Plastic wedges
- 17 Adapter SE - Adapter SE
- 18 Adapter SEL - Adapter SEL
- 19 Inbusschlüssel für Festpunktklemme  
Allen key for fixed point clamp
- 20 Auflagerwinkel - Support angle
- 21 Systembefestiger - System fasteners
- 22 FischerTHERM Sandwichelement  
FischerTHERM sandwich element



**Projekte**  
*Reference Projects*





Hoteliere du Rail, Rennes (F)

Fitness Center, Portland (UK)



Bergstation, Lenzerheide (CH)



Lanxess, Bitterfeld (GER)





Gries Deco Company, Niedernberg (GER)



Spessart Forum, Bad Soden (GER)

[www.kalzip.com](http://www.kalzip.com)

Kalzip ist ein eingetragenes Markenzeichen.  
Es wurde größtmögliche Sorgfalt angewandt,  
um zu gewährleisten, dass der Inhalt dieser  
Veröffentlichung korrekt ist. Weder Kalzip noch ihre  
Handelsvertretungen übernehmen jedoch  
Verantwortung oder Haftung für Fehler oder  
Informationen, die als irreführend erachtet werden.

Es obliegt dem Kunden, die von der Kalzip GmbH  
hergestellten oder gelieferten Produkte vor deren  
Einsatz auf ihre Eignung hin zu prüfen.

*Kalzip is a registered trademark.  
While care has been taken to ensure that the information  
contained in this publication is accurate, neither Kalzip  
GmbH, nor its subsidiaries, accept responsibility or liability  
for errors or for information which is found to be  
misleading.*

*Before using products or services supplied or manufac-  
tured by Kalzip GmbH, customers should satisfy them-  
selves as to their suitability.*

Copyright © 2019  
Kalzip GmbH

Kalzip ist ein Unternehmen der Donges Group  
*Kalzip is a Donges Group Company*



**Kalzip GmbH**

August-Horch-Str. 20-22

D-56070 Koblenz

Postfach 10 03 16

D-56033 Koblenz

T +49 (0) 2 61 - 98 34-0

F +49 (0) 2 61 - 98 34-100

E [germany@kalzip.com](mailto:germany@kalzip.com)

Kalzip GmbH, in Deutschland registriert, Koblenz HRB 3868. Sitz der Gesellschaft: August-Horch-Str. 20 - 22, 56070 Koblenz, Germany  
German/English 1119