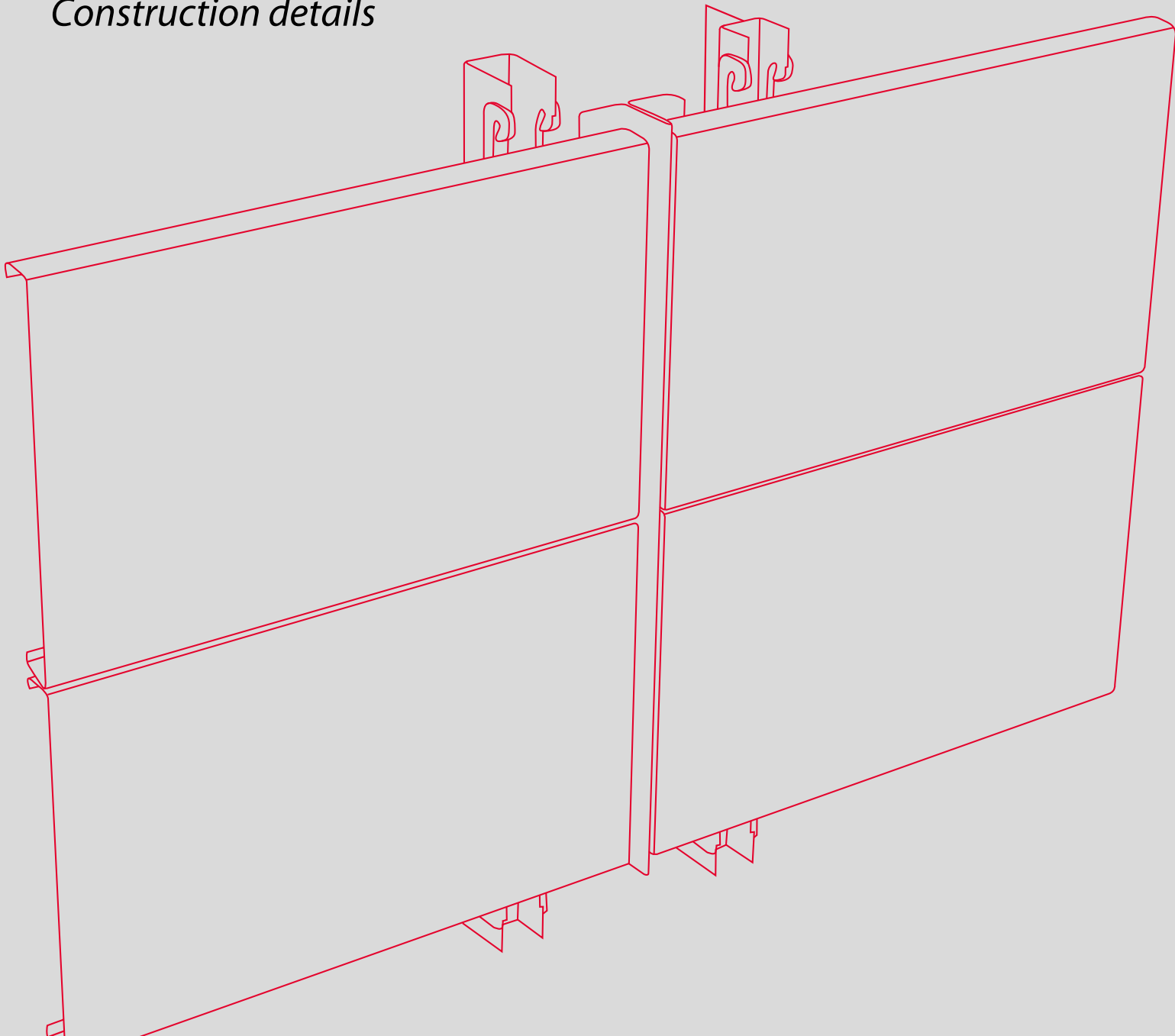


Kalzip® FC Fassadendetails

Konstruktionsvorschläge

Kalzip® FC facade system details

Construction details



Inhalt

Content

Konstruktionsdetails FC Fassadensysteme	4
<i>FC Facade systems construction details</i>	
Konstruktionsbeispiel Detail-Nummer 5-A 106	4
<i>Example construction no. detail 5-A 106</i>	
Beschreibung verwendeter Bauelemente (technische Zeichnungen)	5
<i>Description of used components (technical drawings)</i>	
Übersicht Details, verwendete Bauelemente und Planungshinweise	6
<i>Detail overviews, used system components and planning instructions</i>	
Unterkonstruktionen	6
<i>Sub-constructions</i>	
Gestaltungsvarianten	7
<i>Design options</i>	
Übersicht Details	7
<i>Overview details</i>	
Planungshinweise	7
<i>Planning instructions</i>	
SE Rasterklickschiene auf horizontaler UK	8
<i>Modular click rail SE on horizontal sub-construction</i>	
Detail 5-A 101, Stoß Lisene, horizontal	8
<i>Detail 5-A 101, vertical joint, horizontal</i>	
Detail 5-A 102, Außenecke 90°, horizontal	10
<i>Detail 5-A 102, external corner 90°, horizontal</i>	
Detail 5-A 103, Innenecke 90°, horizontal	12
<i>Detail 5-A 103, external corner (acute/obtuse angle), horizontal</i>	
Detail 5-A 104, Fensterbank, vertikal	14
<i>Detail 5-A 106, window sill, vertical</i>	
Detail 5-A 105, Tür-/Tor-/Fensterlaibung, horizontal	16
<i>Detail 5-A 107, door- / window jamb, horizontal</i>	
Detail 5-A 106, Tür-/Tor-/Fenstersturz, vertikal	18
<i>Detail 5-A 108, door- / window head, vertical</i>	
Detail 5-A 107, Fenstersturz mit Sonnenschutz, vertikal	20
<i>Detail 5-A 107, base, vertical</i>	
Detail 5-A 108, Sockel, vertikal	22
<i>Detail 5-A 108, plinth, vertical</i>	
Detail 5-A 109, Attika, vertikal	24
<i>Detail 5-A 109, parapet, vertical</i>	
SEL Rasterklickschiene auf einzelnen Wandhaltern	26
<i>Modular click rail SEL on single wall bracket</i>	
Detail 3-C 101, Stoß Lisene, horizontal	26
<i>Detail 3-C 101, vertical joint, horizontal</i>	
Detail 3-C 102, Außenecke 90°, horizontal	28
<i>Detail 3-C 102, external corner 90°, horizontal</i>	
Detail 3-D 103, Innenecke 90°, horizontal	30
<i>Detail 3-D 103, internal corner 90°, horizontal</i>	
Detail 3-A 104, Fensterbank, vertikal	32
<i>Detail 3-A104, window sill, vertical</i>	
Detail 3-A 105, Tür-/Tor-/Fensterlaibung, horizontal	34
<i>Detail 3-A 105, door- / window jamb, horizontal</i>	
Detail 3-D 106, Tür-/Tor-/Fenstersturz, vertikal	36
<i>Detail 3-D 106, door- / window head, vertical</i>	
Detail 3-A 107, Fenstersturz mit Sonnenschutz, vertikal	38
<i>Detail 3-A 107, base, vertical</i>	

Inhalt

Content

Detail 3-A 108, Sockel, vertikal	40
Detail 3-A 108, <i>plinth, vertical</i>	
Detail 3-C 109, Attika, vertikal	42
Detail 3-C 109, <i>parapet, vertical</i>	
FC Hybridsystem auf FischerTHERM Sandwichelement	44
<i>FC hybrid system on FischerTHERM sandwich panel</i>	
Detail 8-A 101, Stoß Lisene, horizontal	44
Detail 8-A 101, <i>vertical joint, horizontal</i>	
Detail 8-A 102, Außenecke 90°, horizontal	46
Detail 8-A 102, <i>external corner 90°, horizontal</i>	
Detail 8-A 103, Innenecke 90°, horizontal	48
Detail 8-A 103, <i>external corner (acute/obtuse angle), horizontal</i>	
Detail 8-A 104, Fensterbank, vertikal	50
Detail 8-A 104, <i>window sill, vertical</i>	
Detail 8-A 105, Tür-/Tor-/Fensterlaibung, horizontal	52
Detail 8-A 105, <i>door- / window jamb, horizontal</i>	
Detail 8-A 106, Tür-/Tor-/Fenstersturz, vertikal	54
Detail 8-A 106, <i>door- / window head, vertical</i>	
Detail 8-A 108, Sockel, vertikal	56
Detail 8-A 108, <i>plinth, vertical</i>	
Detail 8-A 109, Attika, vertikal	58
Detail 8-A 109, <i>parapet, vertical</i>	
Vertikale Konstruktionsvorschläge	60
<i>Vertical construction details</i>	
Detail 9-A 101, Stoß Lisene, horizontal	60
Detail 9-A 101, <i>vertical joint, horizontal</i>	
Detail 9-A 102, Außenecke 90°, horizontal	62
Detail 9-A 102, <i>external corner 90°, horizontal</i>	
Detail 9-A 103, Innenecke 90°, horizontal	64
Detail 9-A 103, <i>external corner (acute/obtuse angle), horizontal</i>	
Detail 9-A 104, Fensterbank, vertikal	66
Detail 9-A 104, <i>window sill, vertical</i>	
Detail 9-A 105, Tür-/Tor-/Fensterlaibung, horizontal	68
Detail 9-A 105, <i>door- / window jamb, horizontal</i>	
Detail 9-A 106, Tür-/Tor-/Fenstersturz, vertikal	70
Detail 9-A 106, <i>door- / window head, vertical</i>	
Detail 9-A 107, Fenstersturz mit Sonnenschutz, vertikal	72
Detail 9-A 107, <i>base, vertical</i>	
Detail 9-A 108, Sockel, vertikal	74
Detail 9-A 108, <i>plinth, vertical</i>	
Detail 9-A 109, Attika, vertikal	76
Detail 9-A 109, <i>parapet, vertical</i>	
Ergänzende Konstruktionsvorschläge	78
<i>Supplementary construction details</i>	
Detail 5-A 106a, Tür- /Tor- / Fenstersturz, vertikal	78
Detail 5-A 106a, <i>door- / window head, vertical</i>	
Detail 9-A 106a, Tür-/Tor-/Fenstersturz mit integrierter Brandsperre, vertikal	80
Detail 9-A 106a, <i>door- / window head with fire barrier, vertical</i>	
Kalzip FC Fassadensystem – die Komponenten	82
<i>Kalzip FC Facade system components overview</i>	

Konstruktionsdetails FC Fassadensysteme

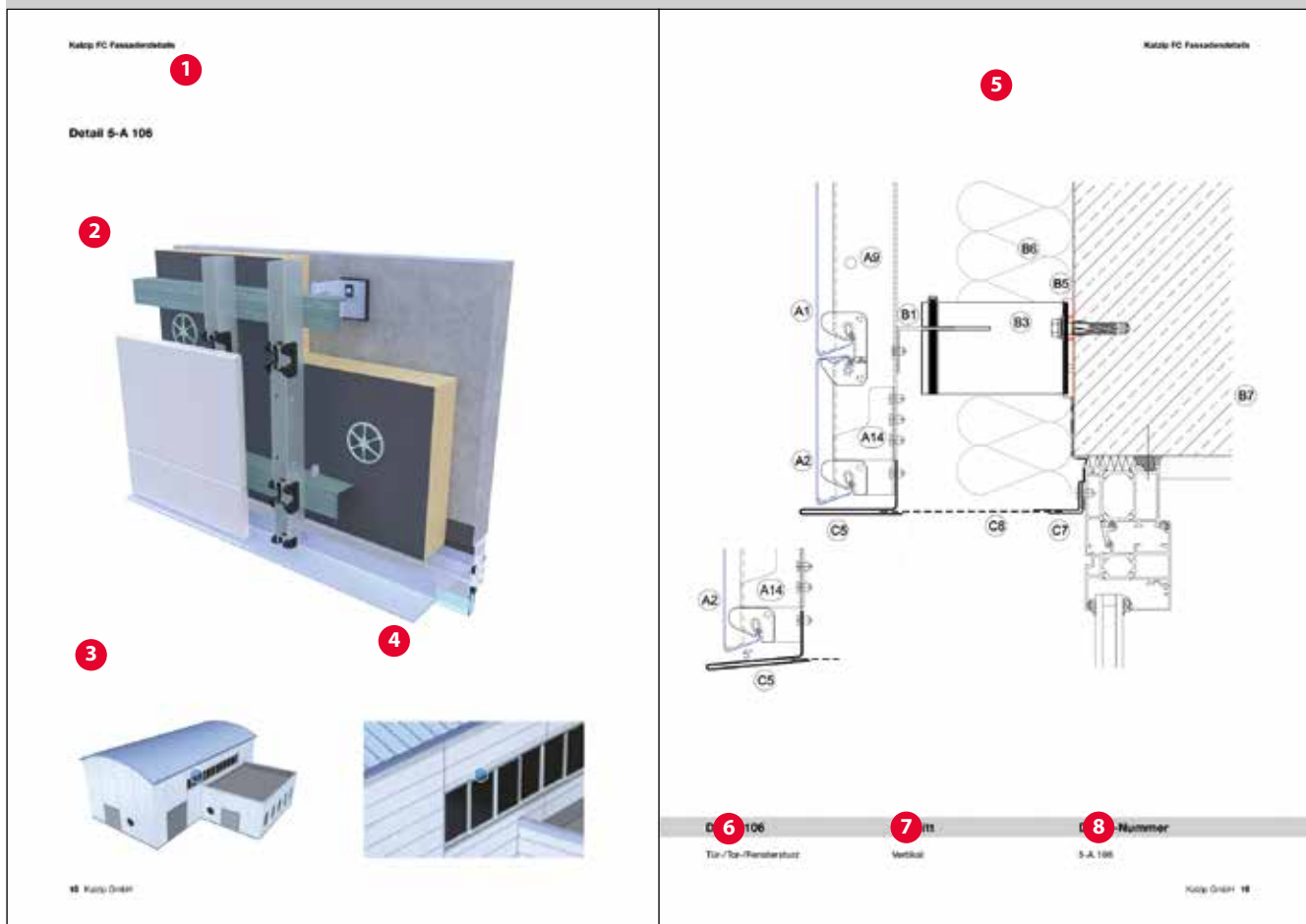
Zur besseren Planung finden Sie auf den nachfolgenden Seiten verschiedene Möglichkeiten zur Ausführung der Unterkonstruktion und Konstruktionsdetails, am Beispiel **Unterkonstruktion 5** und **Gestaltungsvariante A**. Diese und weitere Konstruktionsdetails stehen Ihnen als Download im PDF- und DWG-Format unter www.kalzip.com zur Verfügung.

FC Facade System Construction details

On the following pages you will find various options as a planning aid for setting out a sub-construction together with construction details, for example sub-construction type 5 and joint appearance A.

Further details are available to download in PDF and DWG format at www.kalzip.com.

Konstruktionsbeispiel Detail-Nummer 5-A 106 - Example Construction Detail No. 5-A 106



Zusammensetzung der Detail-Nummer - Composition of detail number

Unterkonstruktion **5** + Gestaltungsvariante **A** + Detail **106** = Detail-Nummer **5-A 106**
 Sub-construction Joint appearance

- 1 Detail-Nummer - Detail number
- 2 3-D Ansicht des Details - 3-D detail view
- 3 Position des Details am Gebäude - detail location on building
- 4 Position des Details (Ansicht vergrößert) - detail location (enlarged view)
- 5 Querschnitt des Details als technische Zeichnung (siehe rechts, „Beschreibung verwendeter Bauelemente“)
Cross-section of the detail as technical drawing (see right, „Description of used components“)
- 6 Detailbeschreibung (101 bis 110) - Detail description (101 to 110)
- 7 Schnitt der technischen Zeichnung (horizontal oder vertikal) - Section of technical drawing (horizontal or vertical)
- 8 Komplette Detail-Nummer (siehe Zusammensetzung der Detail-Nummer) - complete detail number (see Composition of detail number)

Beschreibung verwendeter Bauelemente (technische Zeichnungen) - Drawing/detail Legend

Nummer	Beschreibung	Nummer	Beschreibung
A 1	FC Paneel - <i>FC panel</i>	C 1	Kantteil Lisene - <i>vertical joint flashing</i>
A 2	FC 30/Sonderbreite - <i>FC</i>	C 2	Kantteil Außenecke - <i>external corner flashing</i>
A 3	Außenecke - <i>external corner</i>	C 3	Kantteil Innenecke - <i>internal corner flashing</i>
A 4	Innenecke - <i>internal corner</i>	C 4	Kantteil Fenster-/ Tür-/ Tor-Laibung <i>Window-/ door jamb flashing</i>
A 9	Rasterklickschiene SE - <i>Modular click rail SE</i>	C 5	Kantteil Fenster-/ Tür-/ Tor-Sturz <i>Window-/ door head flashing</i>
A 10	Rasterklickschiene SEL - <i>Modular click rail SEL</i>	C 6	Kantteil Fensterbank - <i>window sill flashing</i>
A 11	Führungsschnapper - <i>Guidance snapper</i>	C 7	F-Profil - <i>F-profile</i>
A 12	Festpunktklemme - <i>Fixed point clamp</i>	C 8	Kantteil Lochblech - <i>Perforated flashing</i>
A 13	Kantteilhalter - <i>Flashing support</i>	C 9	Kantteil Sockelprofil - <i>Cover flashing</i>
A 14	FC-Adapter SE - <i>FC-adapter SE</i>	C 10	Kantteil Abdeckblech - <i>Cover flashing</i>
A 15	FC-Adapter SEL - <i>FC-adapter SEL</i>	C 11	Kantteil Sonstiges - <i>Flashing miscellaneous</i>
A 16	Systembefestiger - <i>System fastener SFS SLG/2-5-S-6,5x20 bzw. EJOT JF3-2-5,5*25 mit Scheibe Ø16</i>		
B 1	Winkelprofil - <i>Continuous angle</i>	D 1	Stützwinkel - <i>Cleat</i>
B 2	T-Profil - <i>T-profile</i>	D 2	Stützprofil - <i>Support profile</i>
B 3	L-Wandhalter - <i>L-wall bracket</i>	D 3	Stützkonsole - <i>Support bracket</i>
B 4	U-Halter - <i>U-bracket</i>	D 4	Halterung - <i>Bracket</i>
B 5	Thermostop - <i>Thermal barrier pad</i>	D 5	Z-Profil - <i>Z-profile</i>
B 6	Wärmedämmung - <i>Thermal insulation</i>	D 6	Hutprofil - <i>Top hat section</i>
B 7	Mauerwerk/Beton - <i>Brick wall</i>		
B 8	Stahlkassette - <i>Steel liner tray</i>		
B 9	FischerTHERM Sandwichelement <i>FischerTherm Composite panel</i>	A =	Kalzip FC System - <i>Kalzip FC system</i>
		B =	Unter- und Tragkonstruktion - <i>Subconstruction</i>
		C =	Sichtbare Kantteile - <i>Interface flashing</i>
		D =	Hilfskonstruktion - <i>Support flashing</i>

Übersicht Details, verwendete Bauelemente und Planungshinweise

- *Detail overviews, system components and planning instructions*

Unterkonstruktionen - Sub-constructions

SEL Rasterklickschiene auf einzelnen Wandhaltern
Modular click rail SEL on single wall bracket



SE Rasterklickschiene auf U-Wandhalter
Modular click rail SE on U-bracket



SE Rasterklickschiene auf horizontaler UK
Modular click rail SE on horizontal sub-construction



SE Rasterklickschiene auf Kassettenprofil
Modular click rail SE on structural liner tray



SE Rasterklickschiene auf Sandwichelement
Modular click rail SE on composite panels



SE Rasterklickschiene auf vertikaler UK
Modular click rail SE on vertical sub-construction



Gestaltungsvarianten - Joint detail options


A Schmale Kantteile - *Narrow flashings*



B Breite Kantteile - *Wide flashings*



C Hinterlegte Kantteile - *Rear cover flashings*

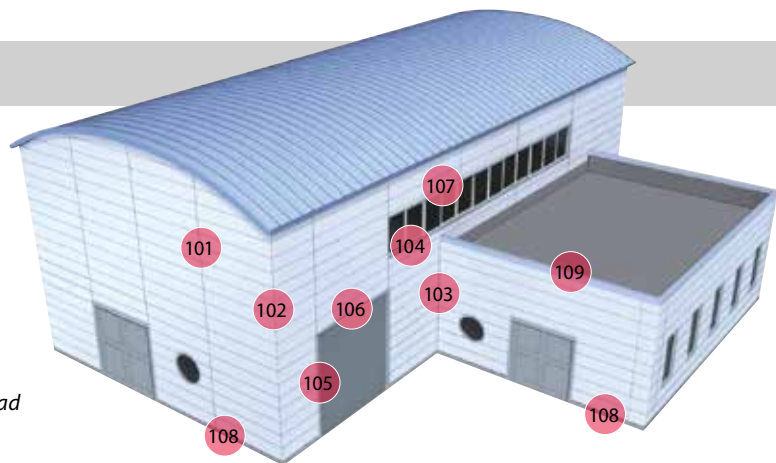


D Ohne Kantteile - *Without flashings*



Übersicht Details - Details overview

Nummer	Beschreibung
101	Lisene - <i>Vertical joint</i>
102	Außenecke 90° - <i>External corner 90°</i>
103	Innenecke 90° - <i>Internal corner 90°</i>
104	Fensterbank - <i>Window sill</i>
105	Tür-/Tor-/Fensterlaibung <i>Door-/window jamb</i>
106	Tür-/Tor-/Fenstersturz - <i>Door-/window head</i>
107	Fenstersturz mit Sonnenschutz <i>Window head with base</i>
108	Sockel - <i>plinth</i>
109	Attika - <i>Parapet</i>





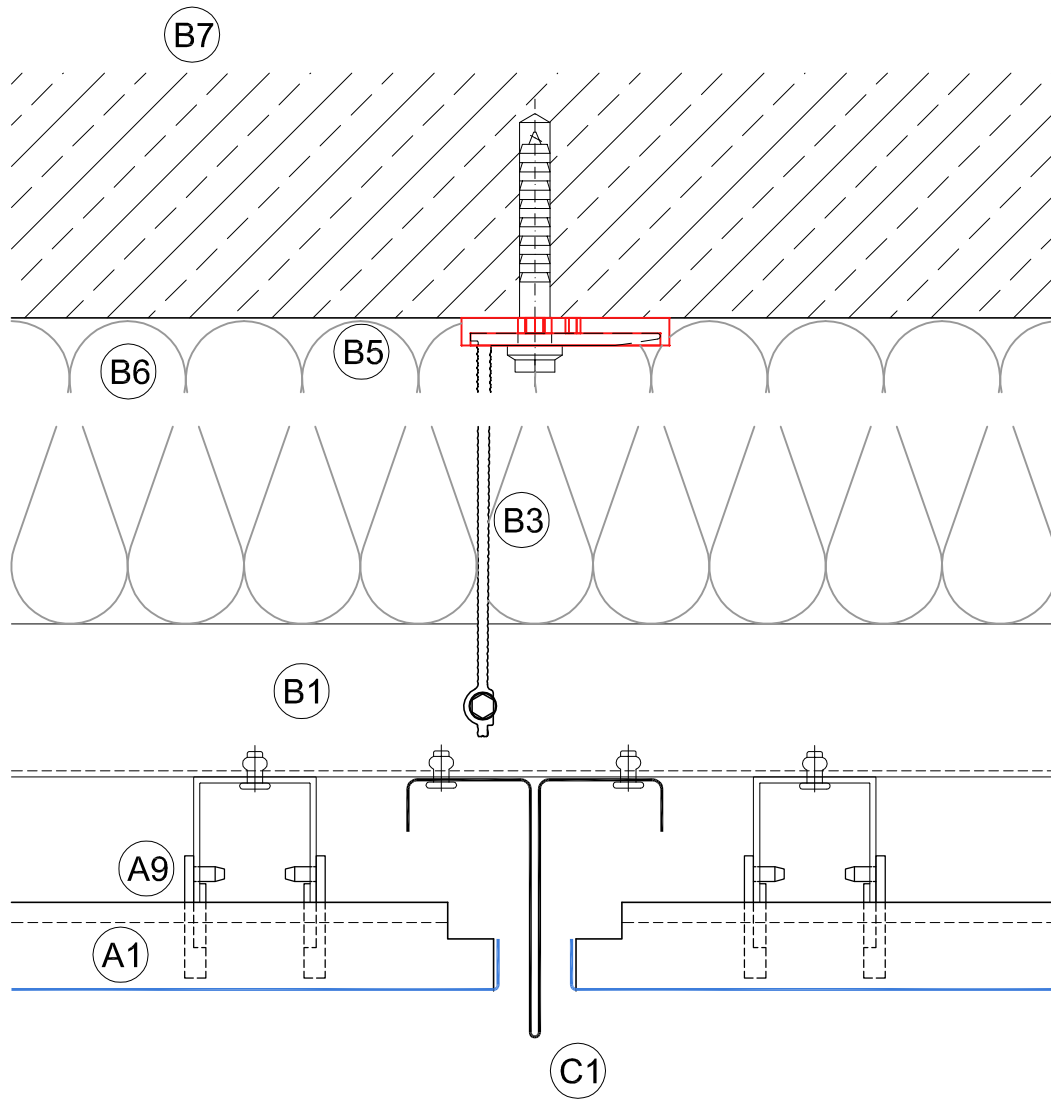
Planungshinweise/ Planning information

Planungshinweise und eine Montagerichtlinie zum FC Fassadensystem finden Sie unter www.kalzip.com
- You can download the construction details and the FC installation guideline on www.kalzip.com

SE Rasterklickschiene auf horizontaler UK - Modular click rail SE on horizontal sub-construction

Detail 5-A 101





Detail 101

Schnitt - Cross section



Detail-Nummer - No. of detail

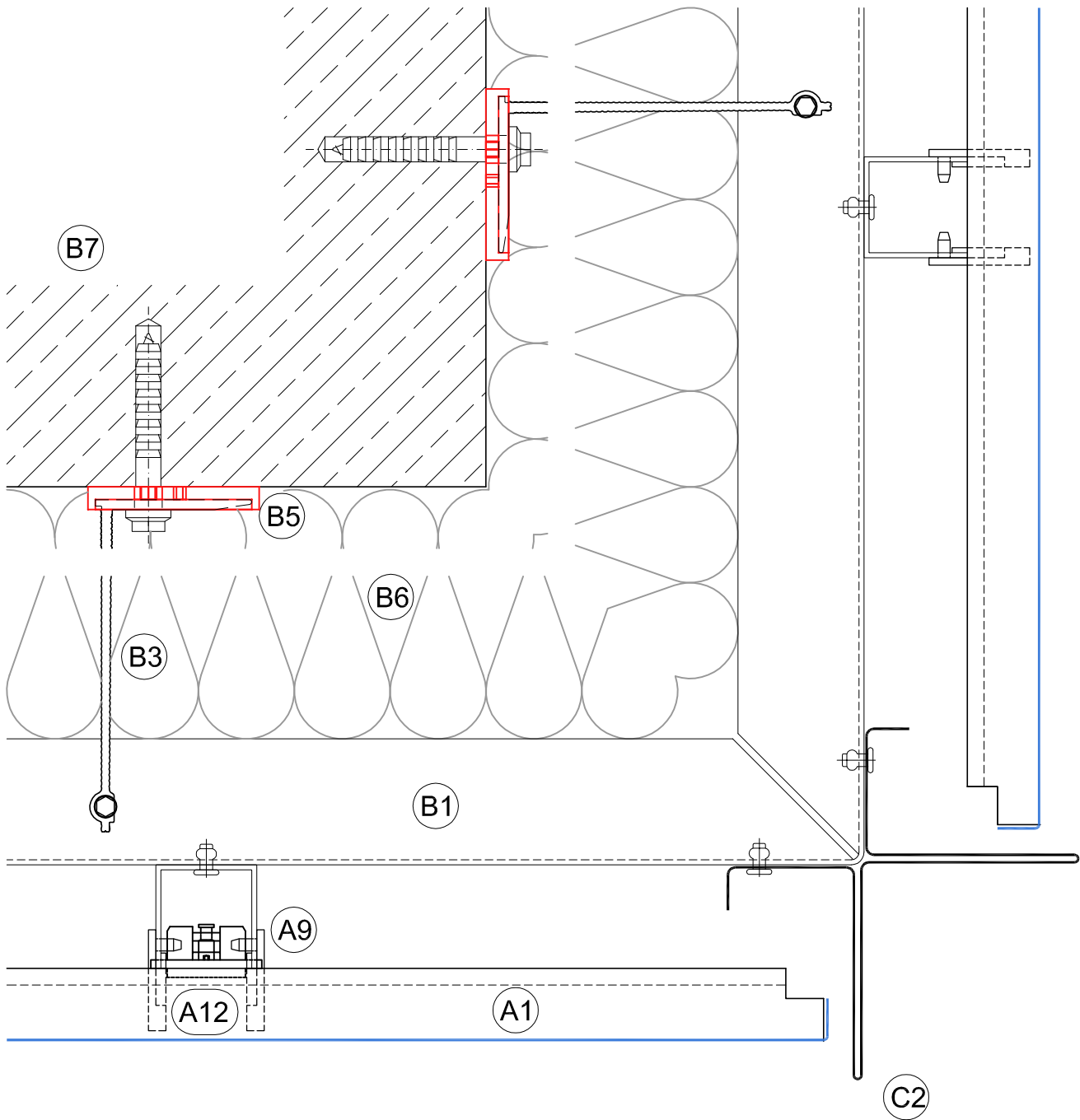
Stoß Lisene - Vertical joint

Horizontal

5-A 101

Detail 5-A 102





Detail 102

Schnitt - Cross section


Detail-Nummer - No. of detail

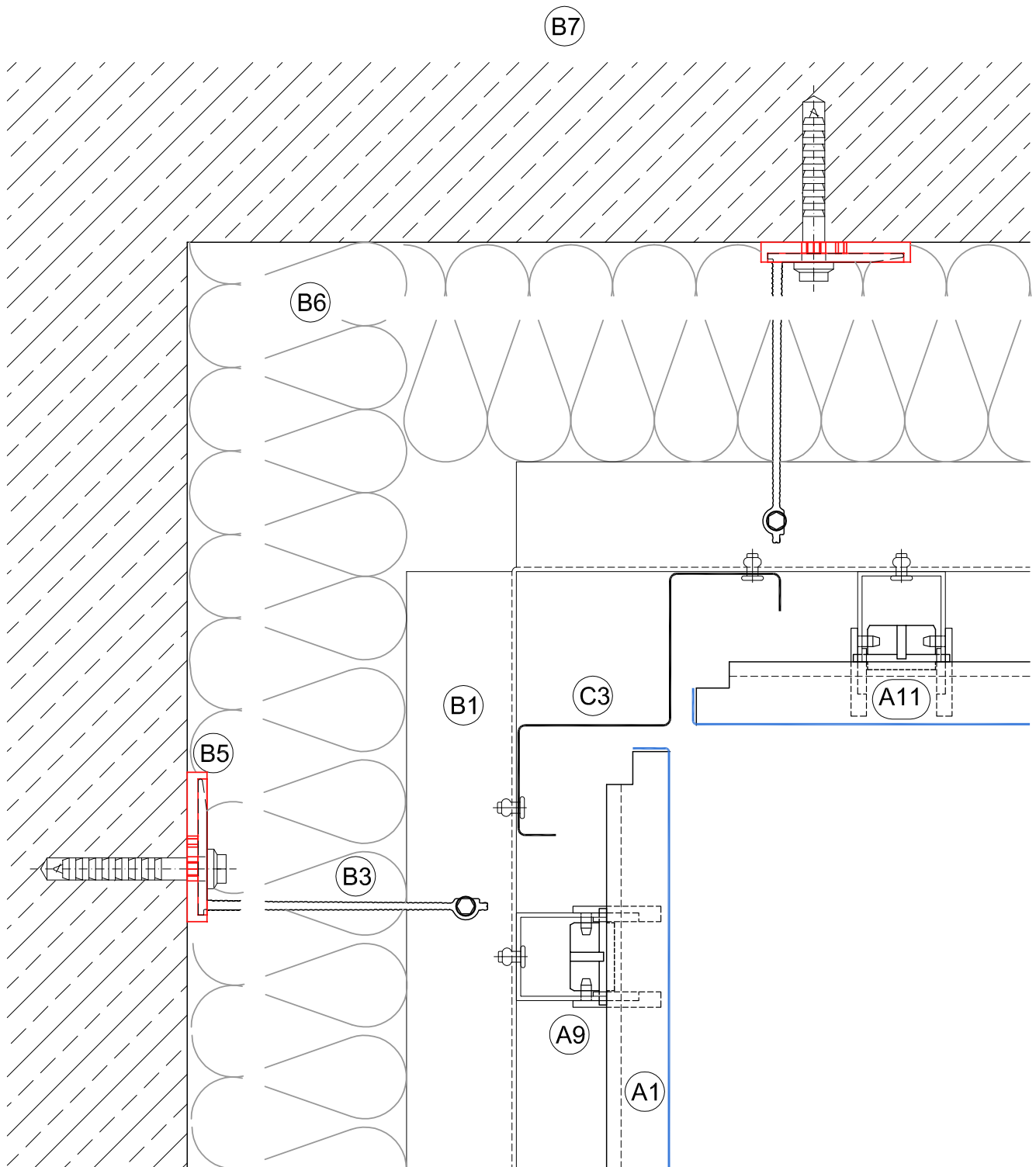
Außenecke 90° - External corner 90°

Horizontal

5-A 102

Detail 5-A 103





Detail 103

Schnitt - Cross section



Detail-Nummer - No. of detail

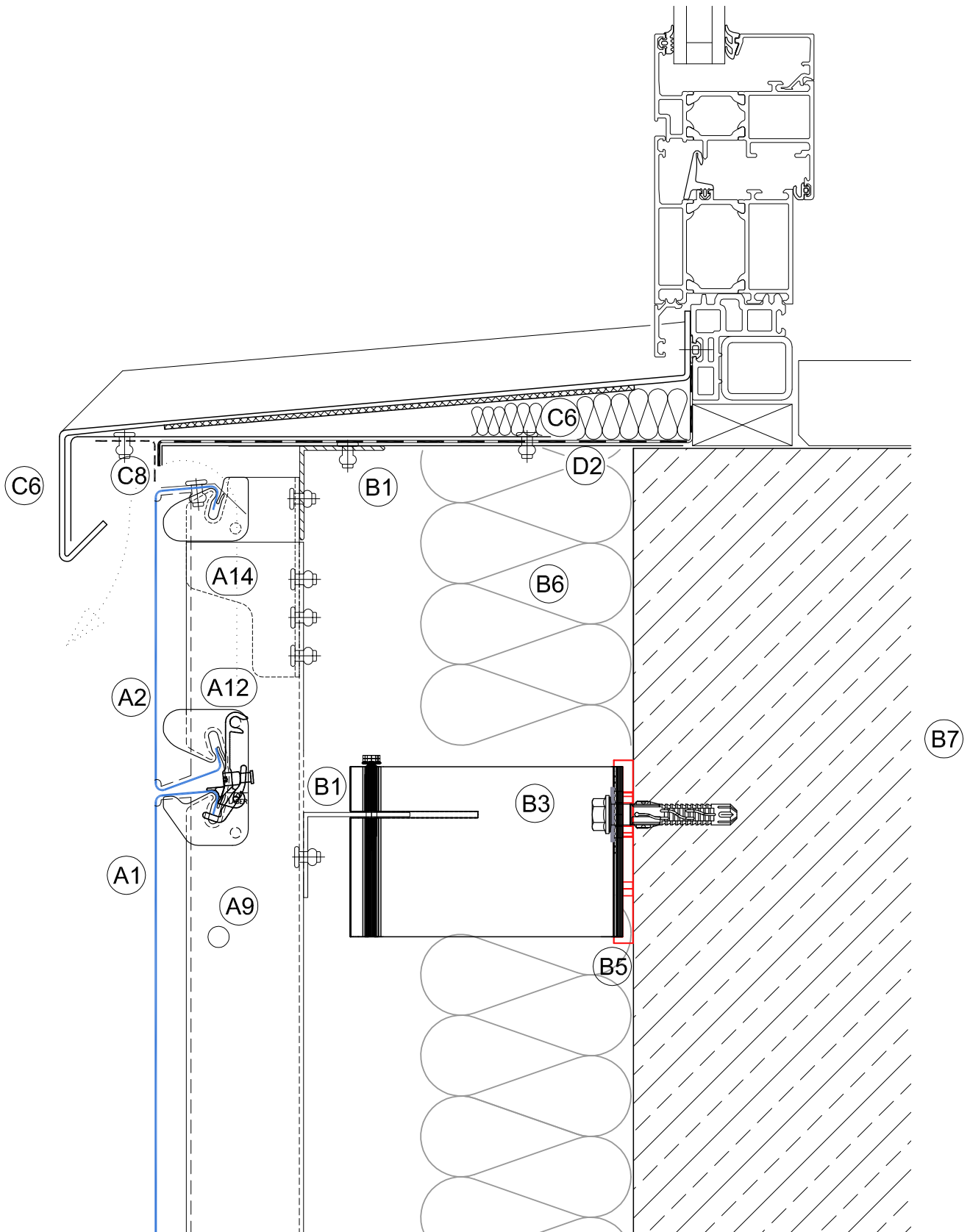
Innenecke 90° - Internal corner 90°

Horizontal

5-A 103

Detail 5-A 104





Detail 104

Schnitt - Cross section



Detail-Nummer - No. of detail

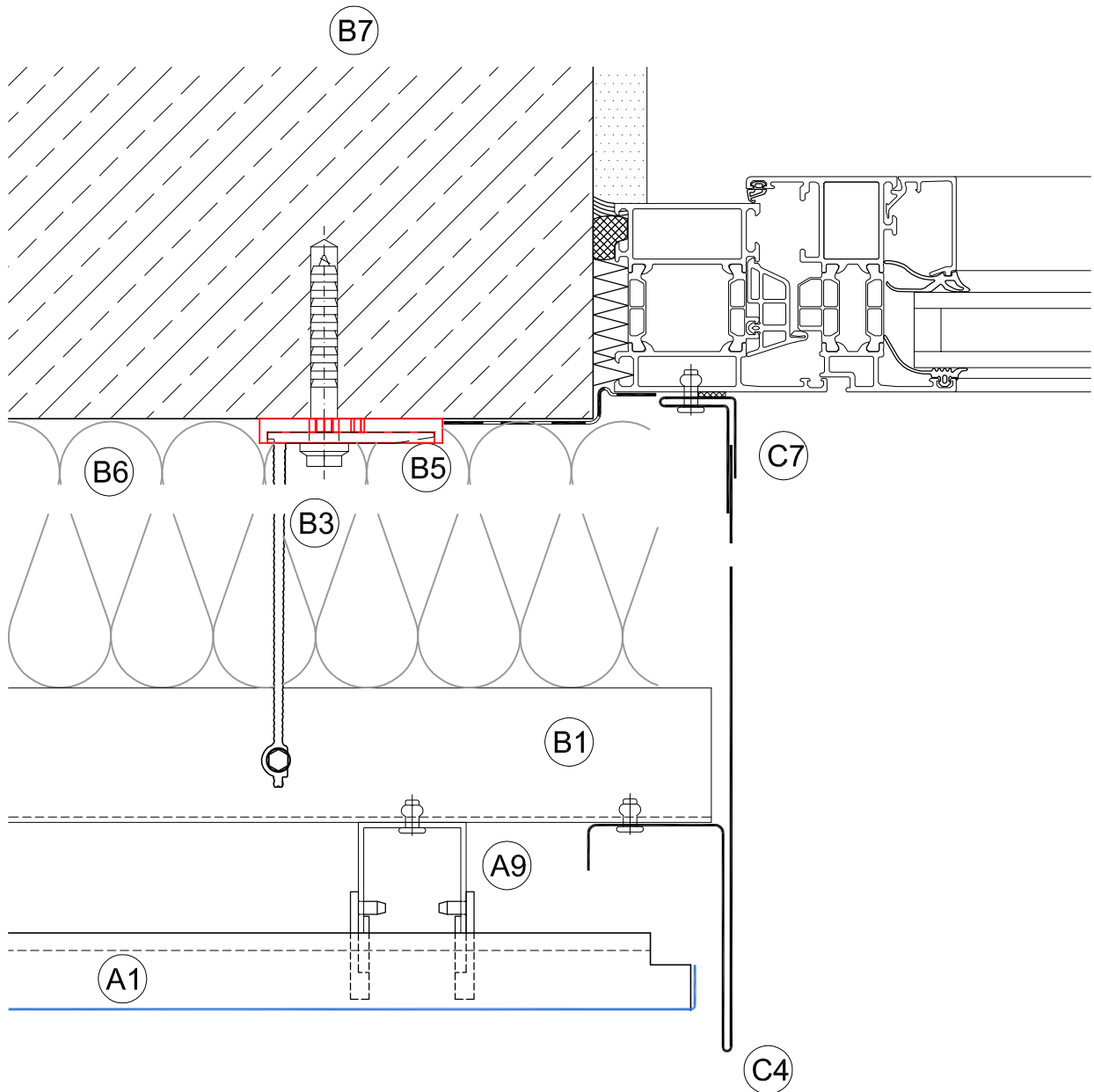
Fensterbank - Window sill

Vertikal - Vertical

5-A 104

Detail 5-A 105





Detail 105

Schnitt - Cross section

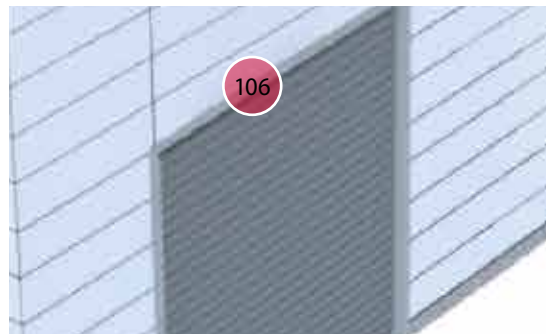


Detail-Nummer - No. of detail

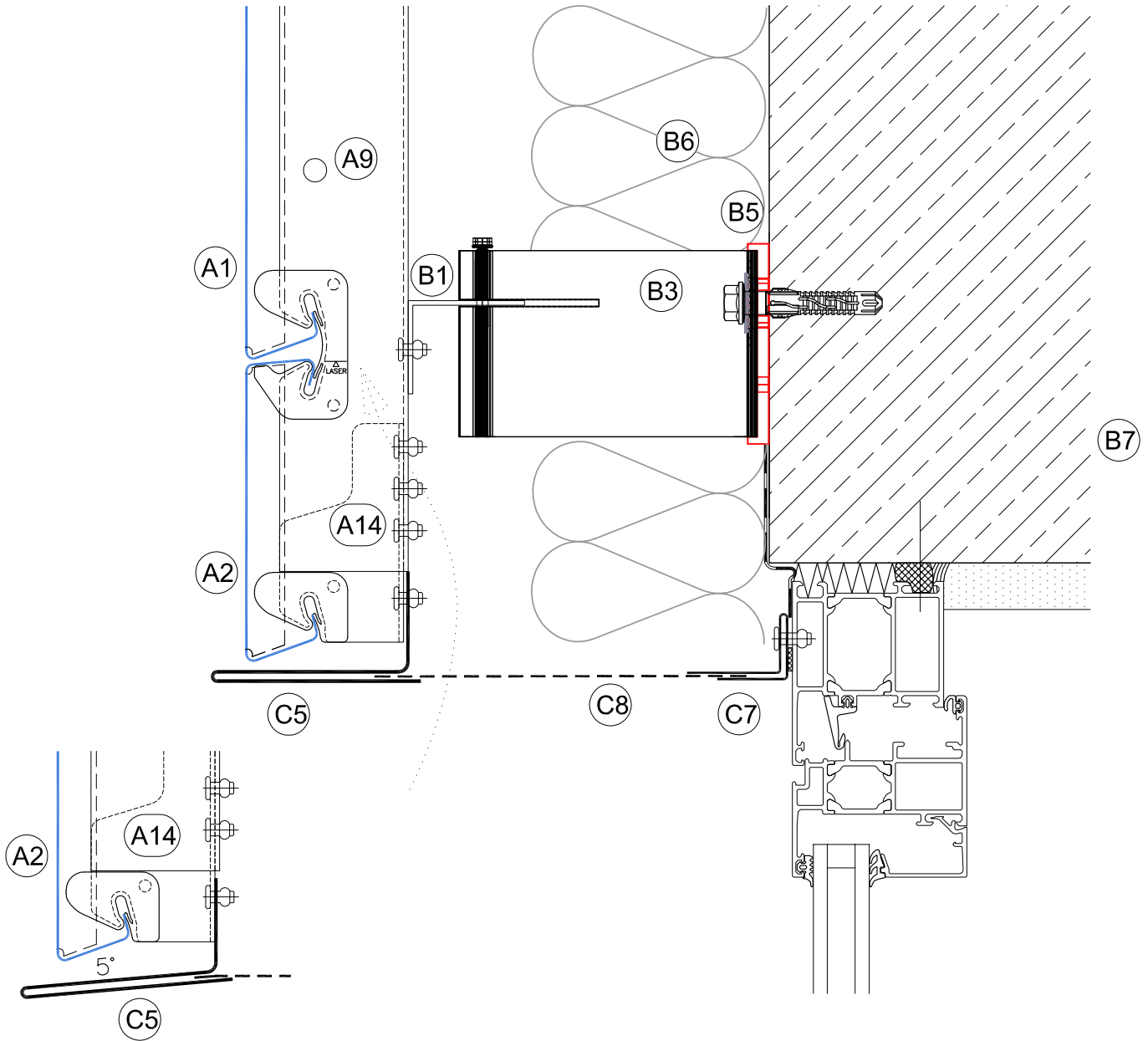
Tür-/Tor-/Fensterlaibung
Door-/gate-/window jamb

Horizontal

5-A 105

Detail 5-A 106





Detail 106

Tür-/Tor-/Fenstersturz
 Door-/gate-/window head



Schnitt - Cross section

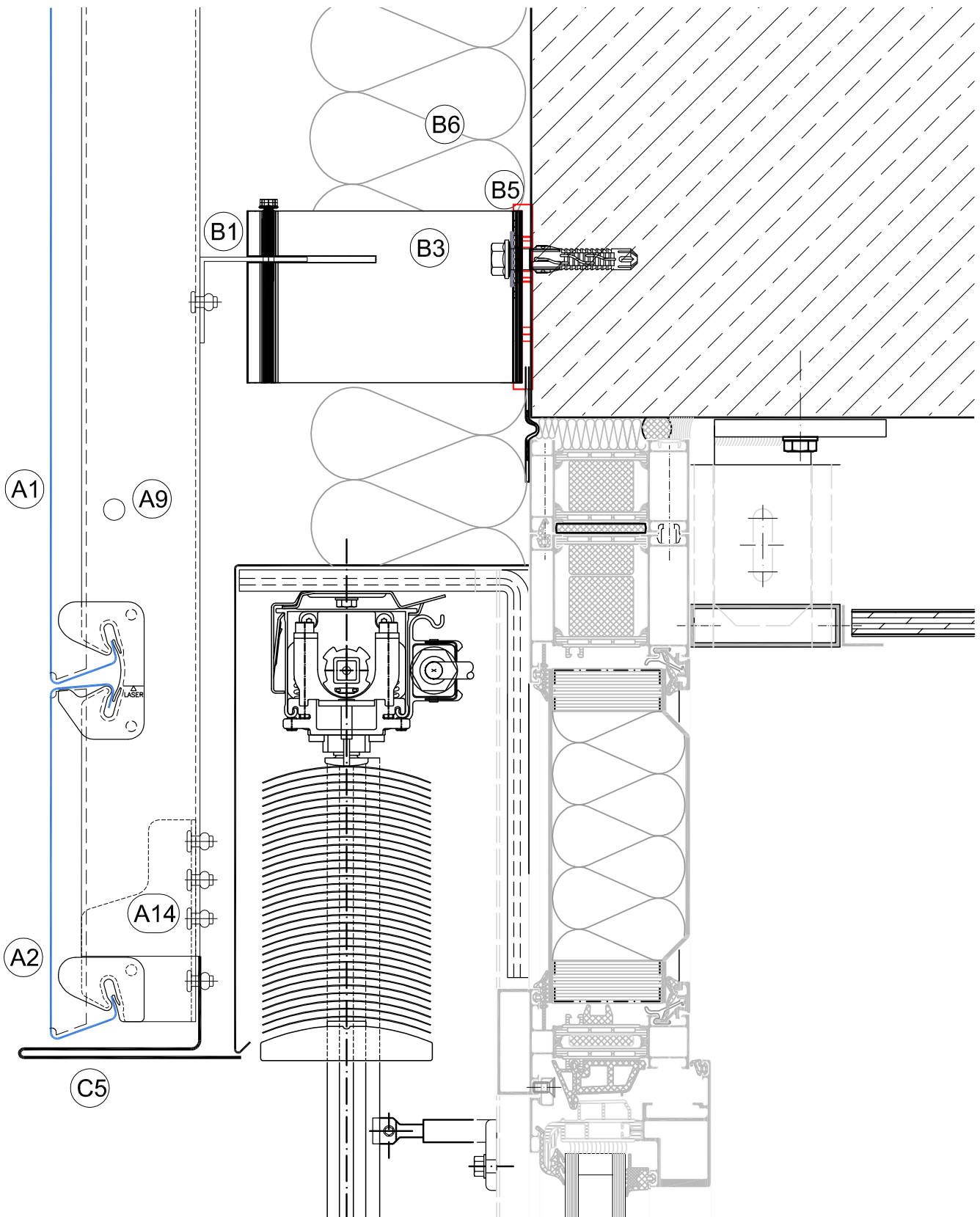
Vertikal
 vertical

Detail-Nummer - No. of detail

5-A 106

Detail 5-A 107





Detail 107

Schnitt - Cross section

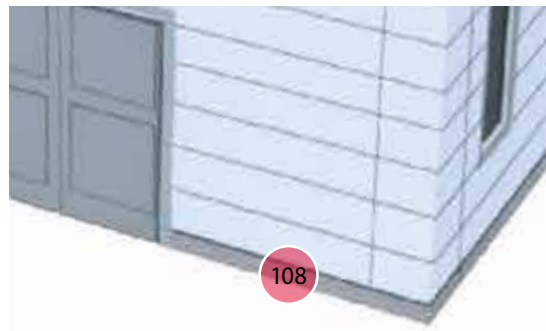


Detail-Nummer - No. of detail

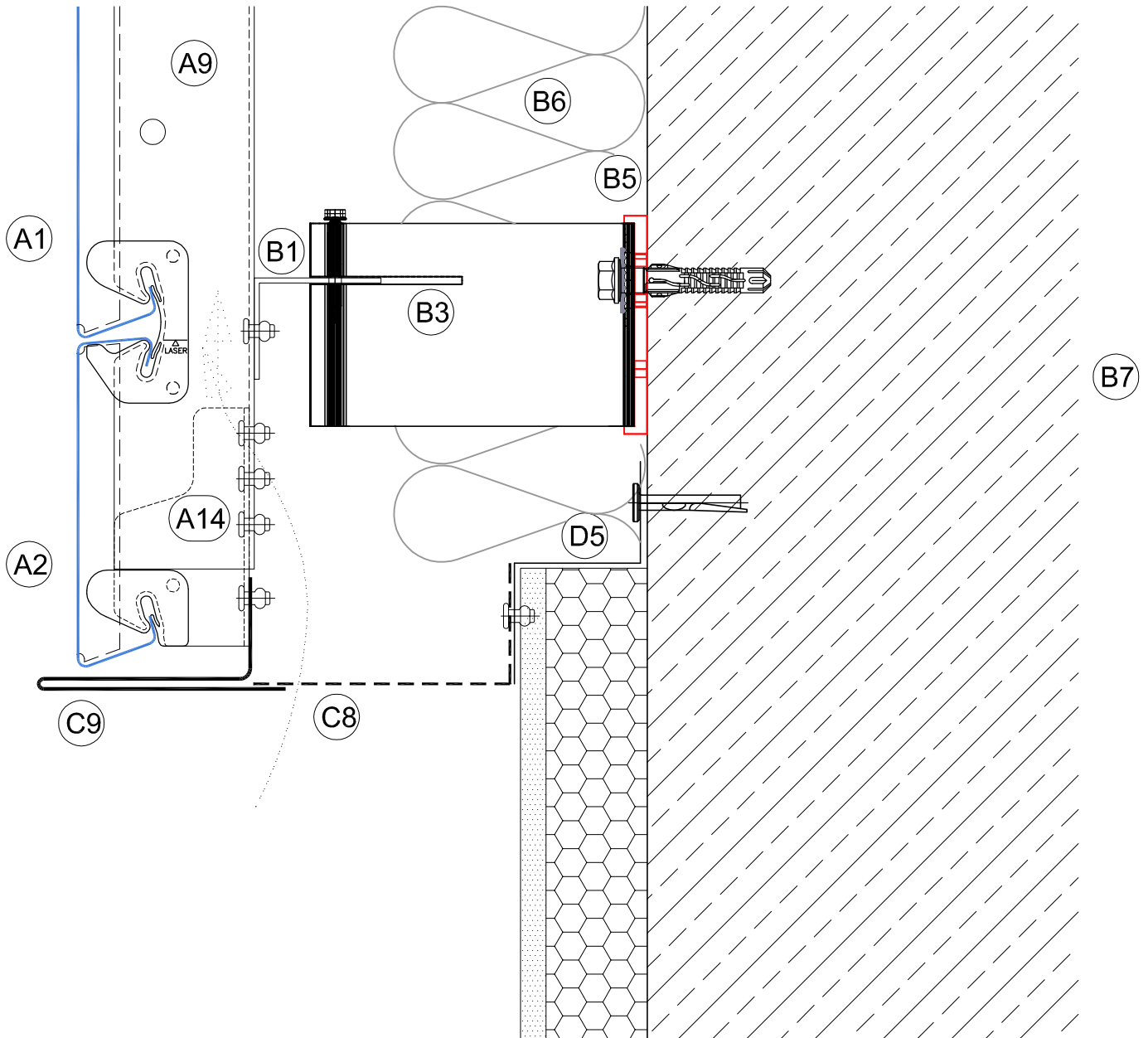
Fenstersturz mit Sonnenschutz
 Window head interface with automated sun screen

Vertikal
 Vertical

5-A 107

Detail 5-A 108





Detail 108

Schnitt - Cross section

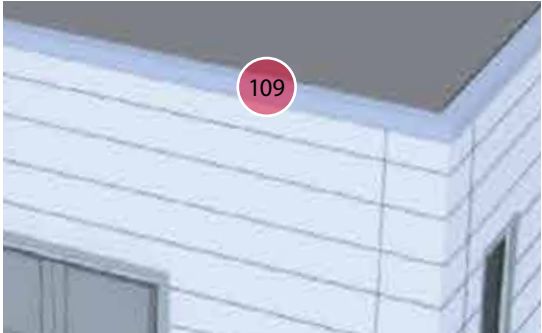


Detail-Nummer - No. of detail

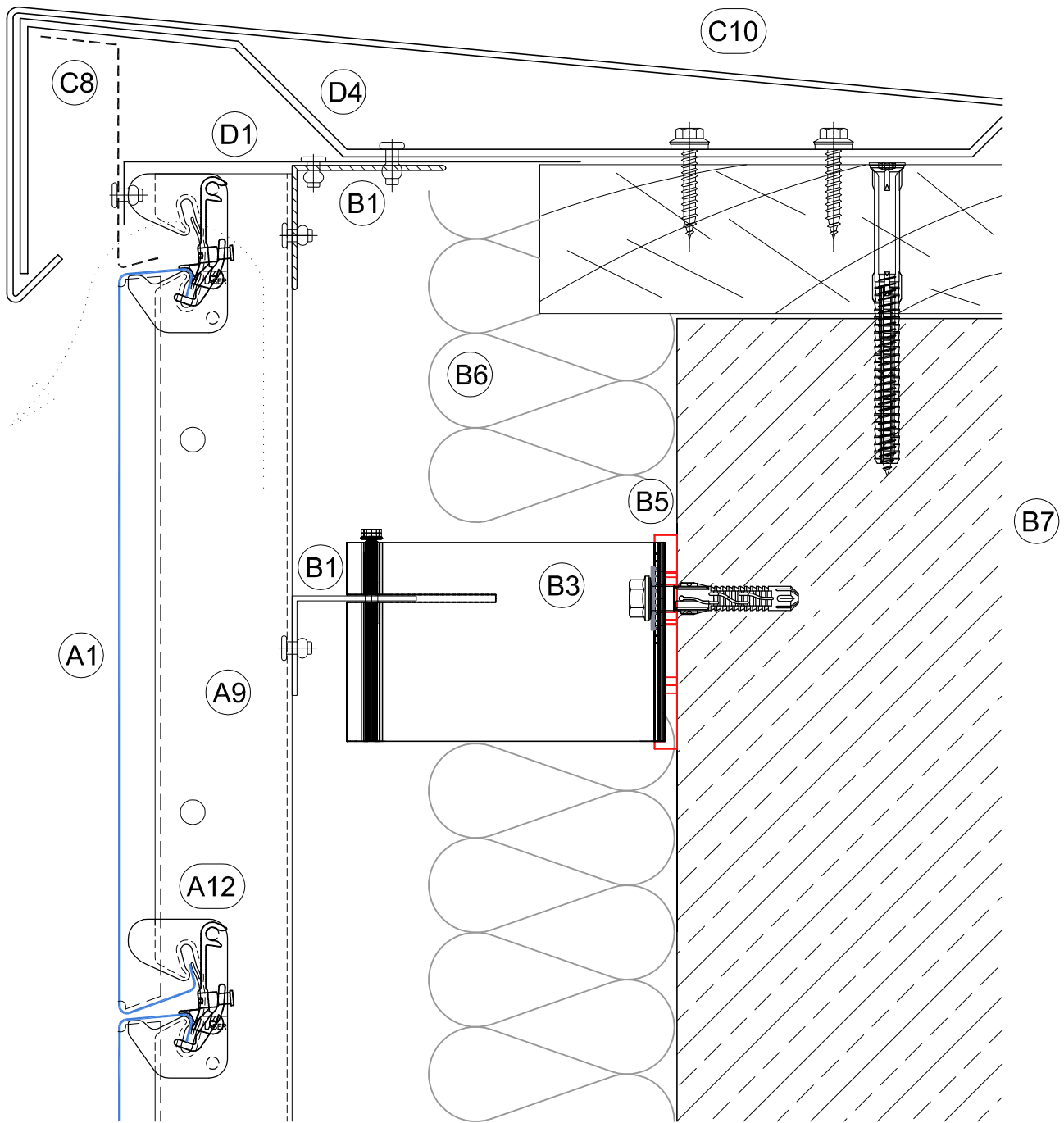
Sockel - plinth

Vertikal - vertical

5-A 108

Detail 5-A 109





Detail 109

Attika - Parapet

Schnitt - Cross section

Vertikal - vertical




Detail-Nummer - No. of detail

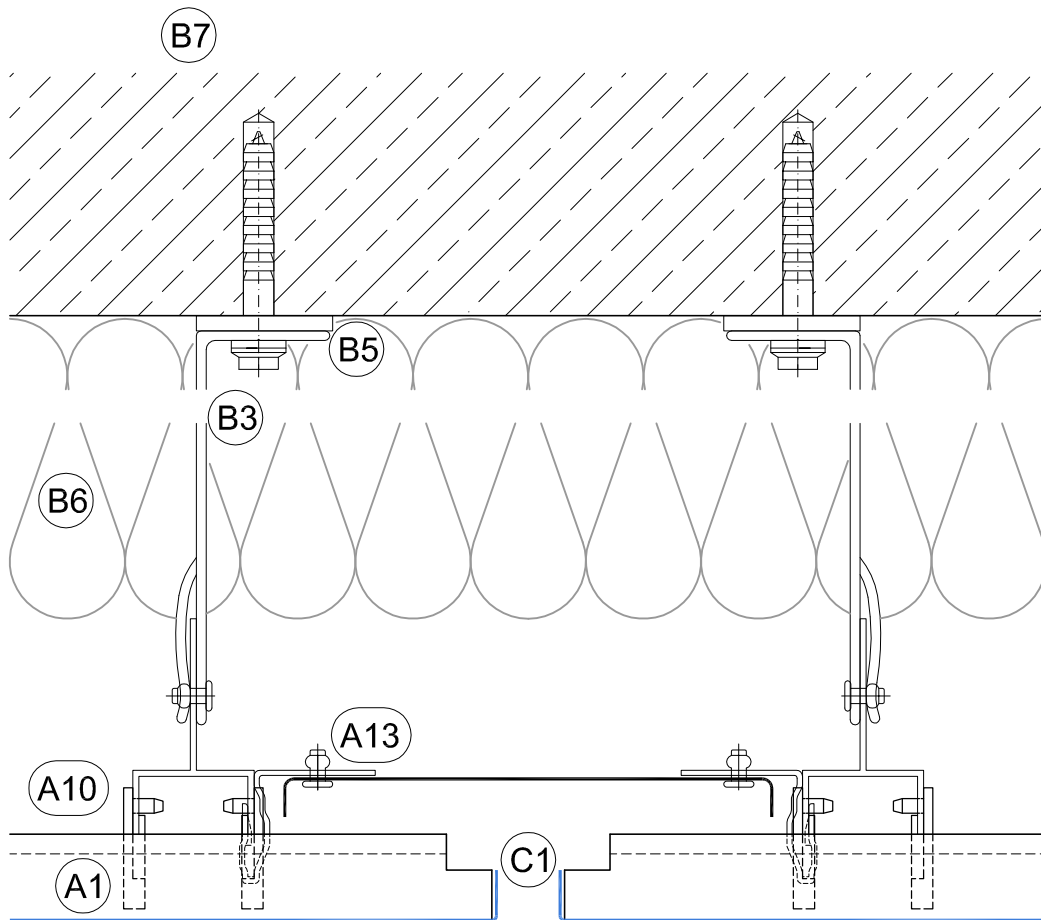
5-A 109

SEL Rasterklickschiene auf einzelnen Wandhaltern *Modular click rail SEL on single wall brackets*

-

Detail 3-C 101





Detail 101

Schnitt - Cross section



Detail-Nummer - No. of detail

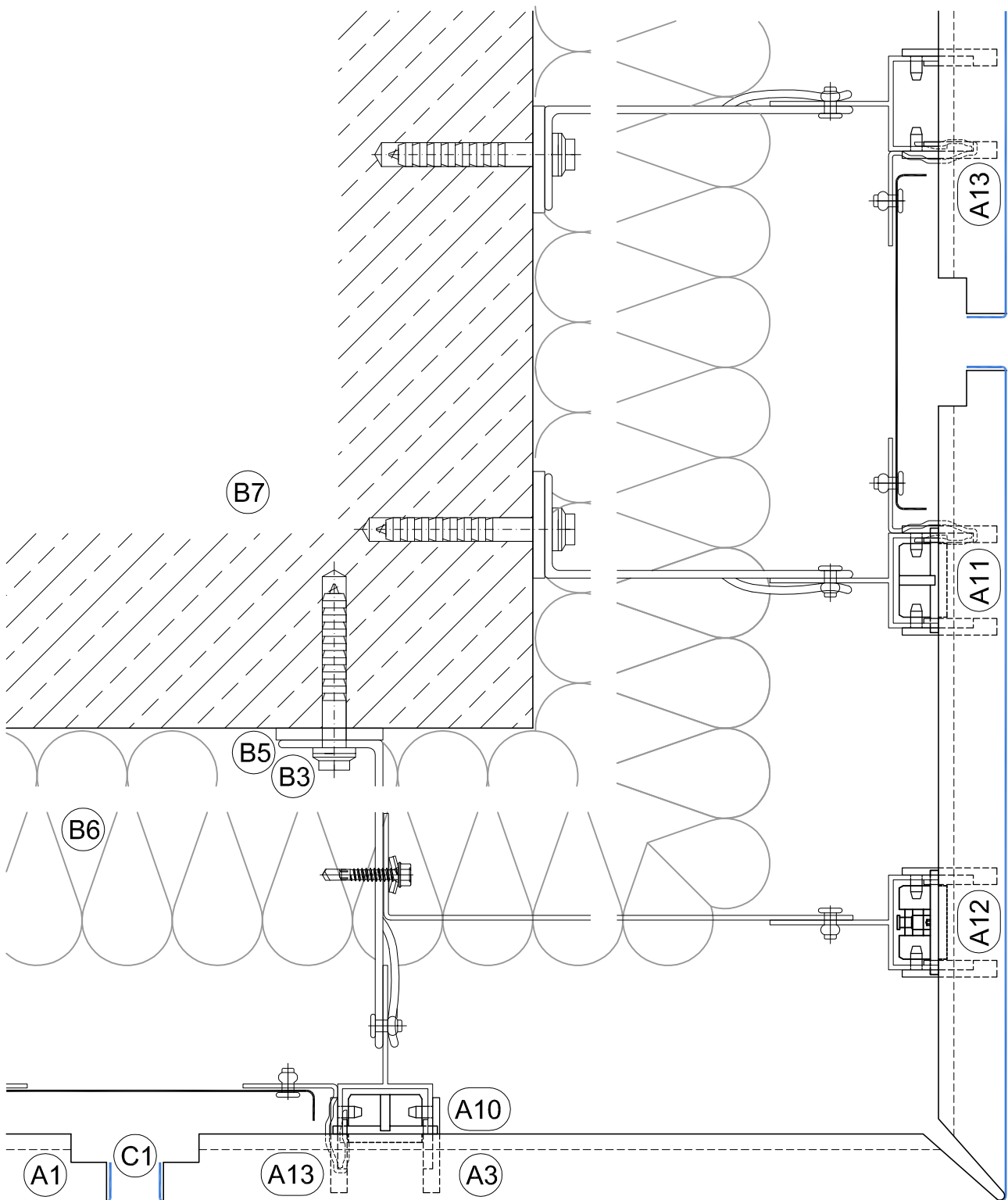
Stoß Lisene - Vertical joint

Horizontal

3-C 101

Detail 3-C 102





Detail 102

Schnitt - Cross section


Detail-Nummer - No. of detail

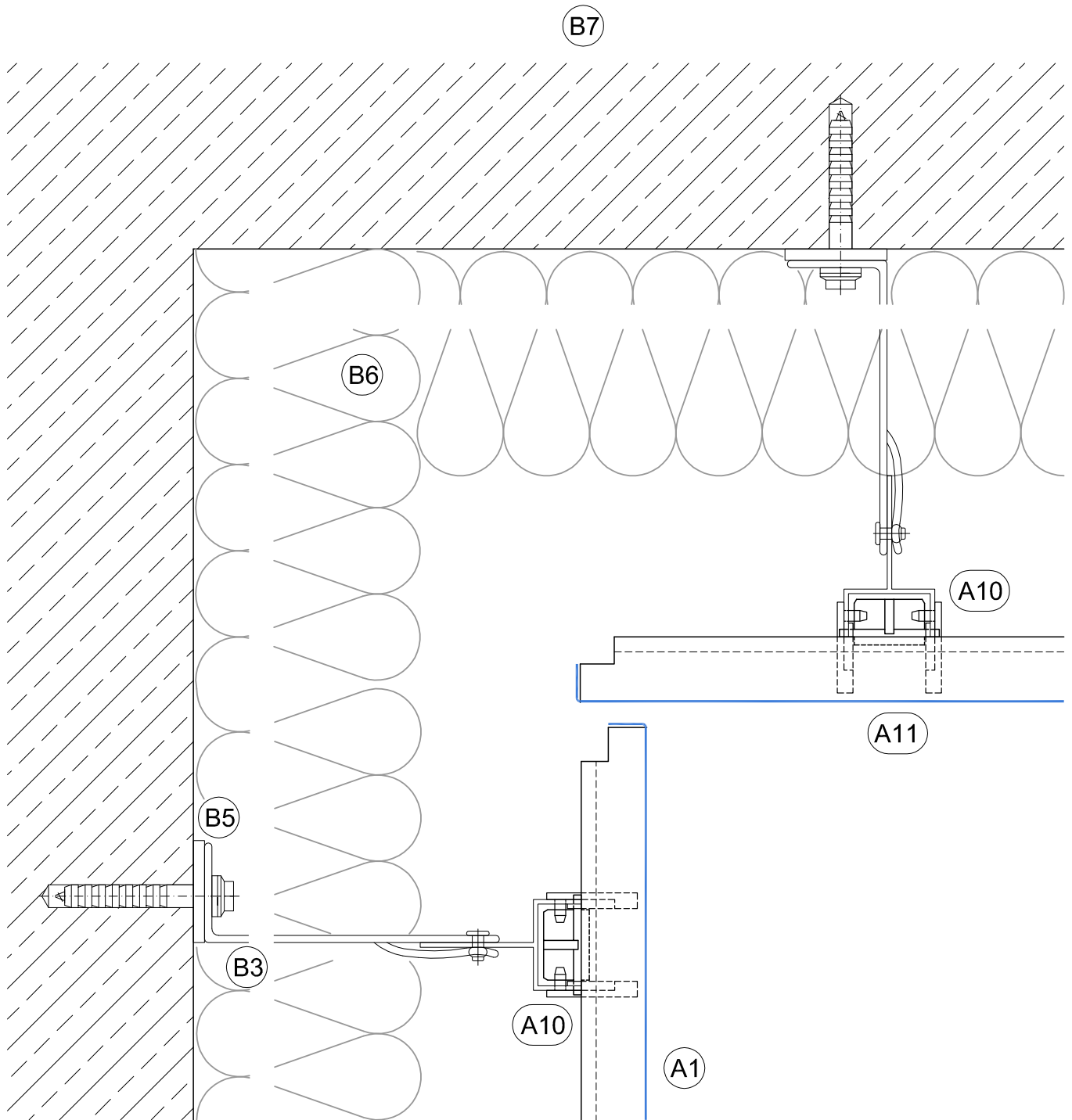
Außenecke 90° - External joint 90°

Horizontal

3-C 102

Detail 3-D 103





Detail 103

Schnitt - Cross section



Detail-Nummer - No. of detail

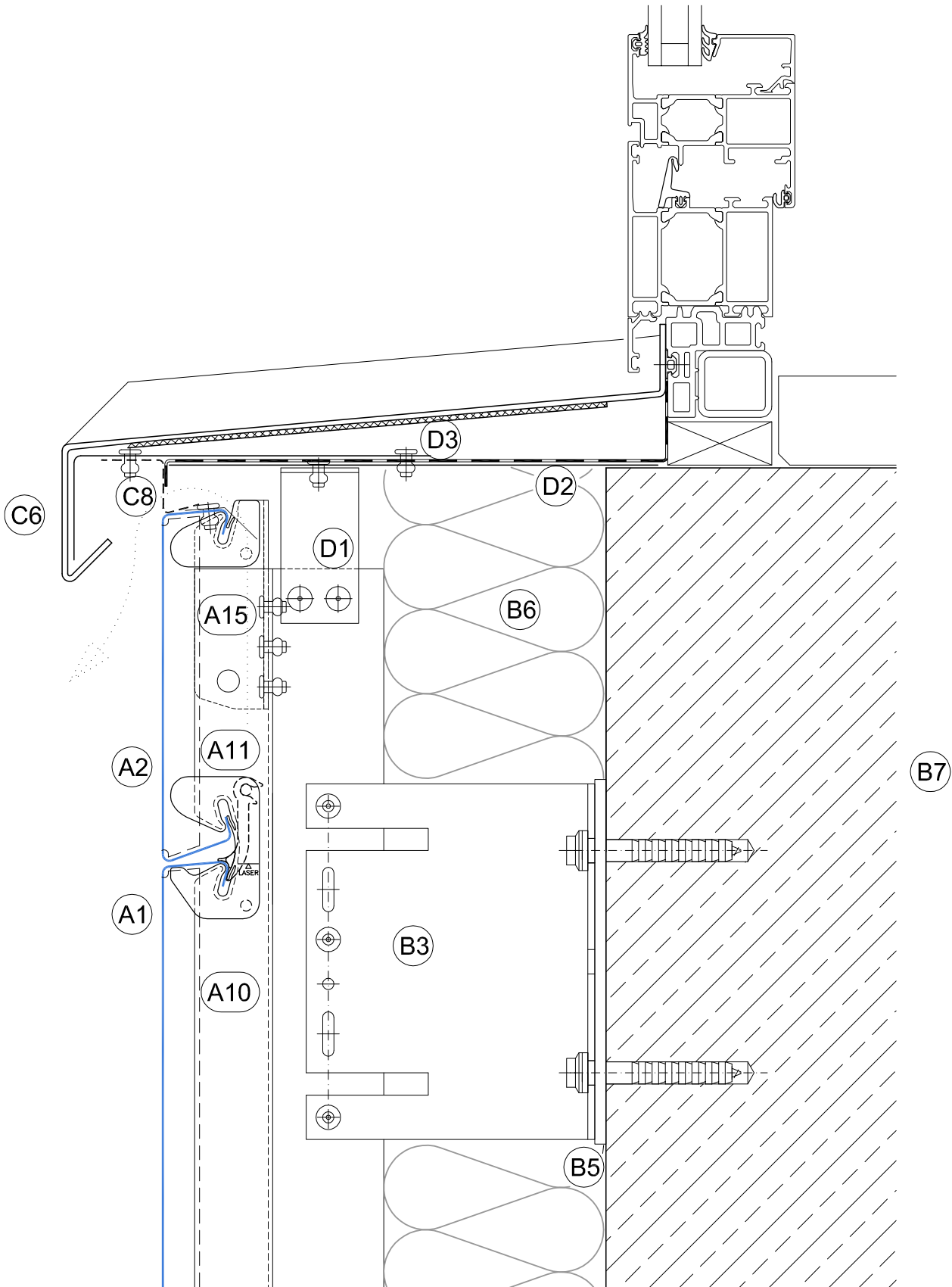
Innenecke 90° - Internal corner 90°

Horizontal

3-D 103

Detail 3-A 104





Detail 104

Fensterbank - *Window sill*



Schnitt - *Cross section*

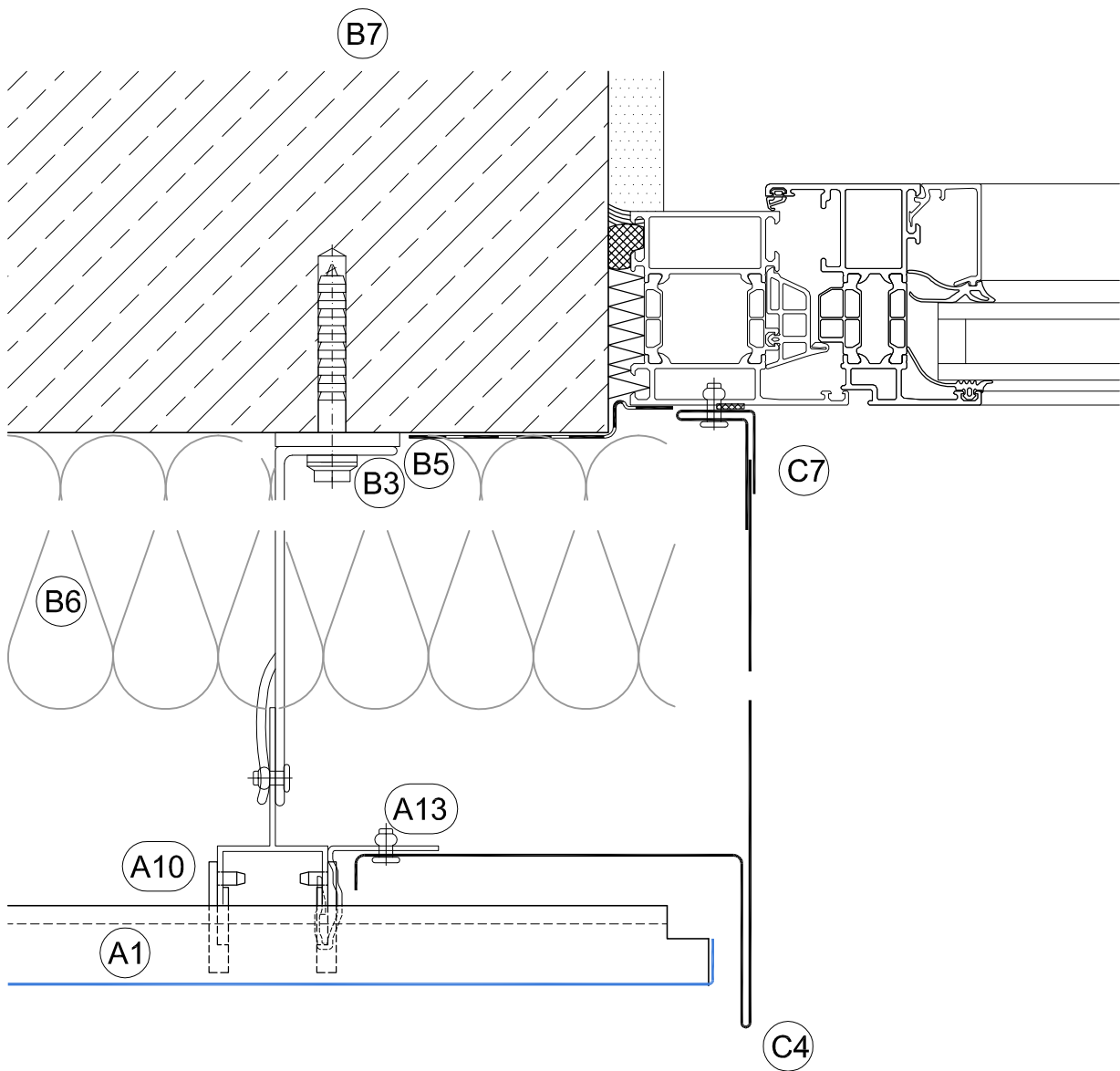
Vertikal - *vertical*

Detail-Nummer - *No. of detail*

3-A 104

Detail 3-A 105





Detail 105

Schnitt - Cross section




Detail-Nummer - No. of detail

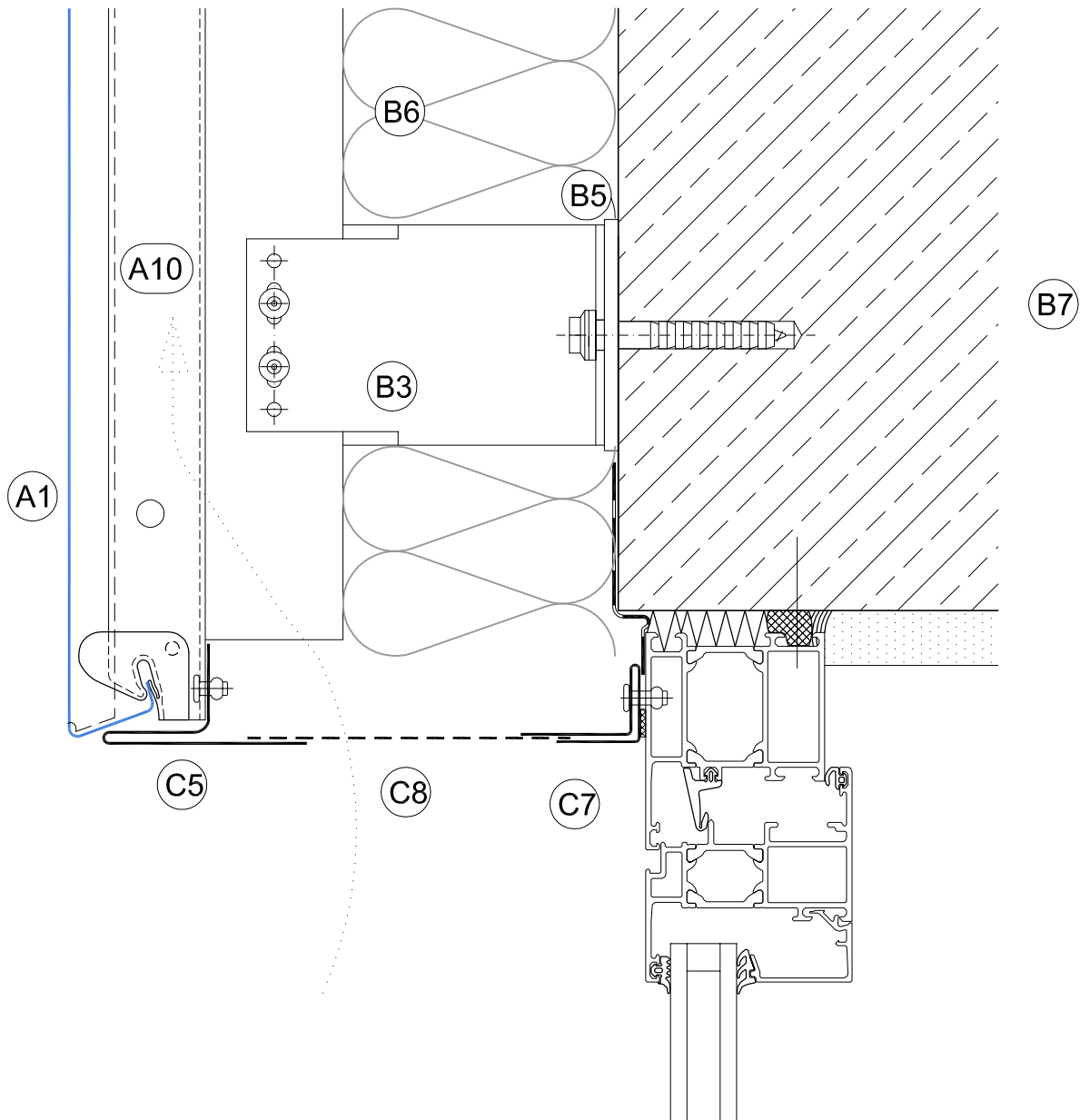
Tür-/Tor-/Fensterlaibung
Door-/window jamb

Horizontal

3-A 105

Detail 3-D 106





Detail 106

Schnitt - Cross section




Detail-Nummer - No. of detail

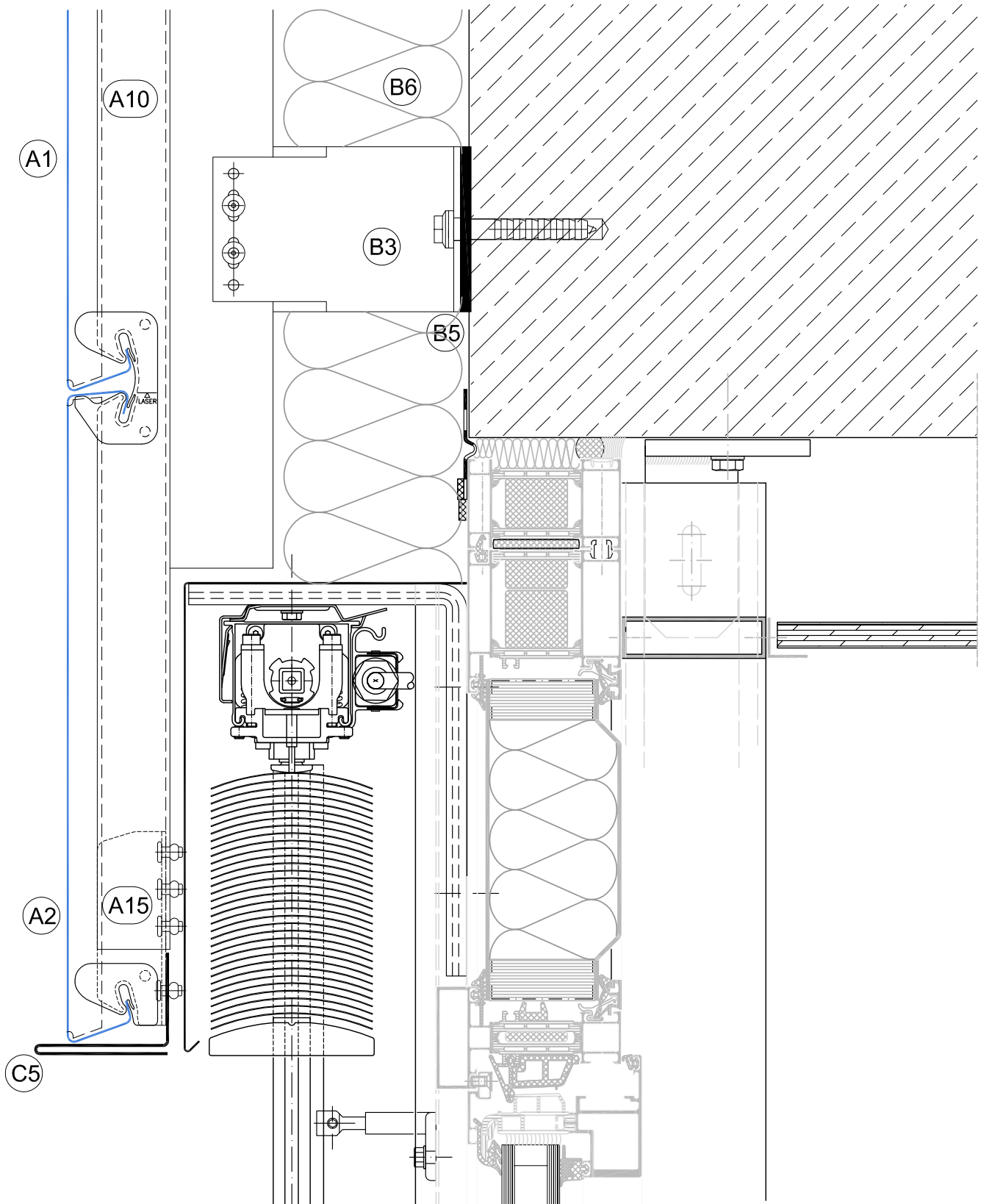
Tür-/Tor-/Fenstersturz
Door-/window head

Vertikal
Vertical

3-D 106

Detail 3-A 107





Detail 107

Schnitt - Cross section

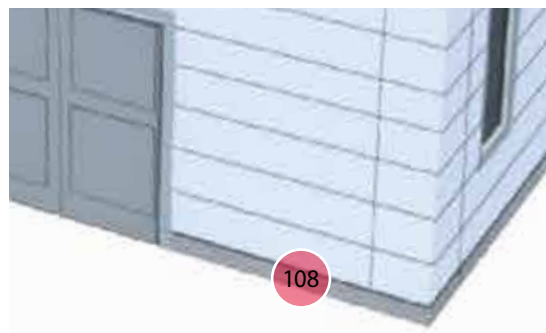

Detail-Nummer - No. of detail

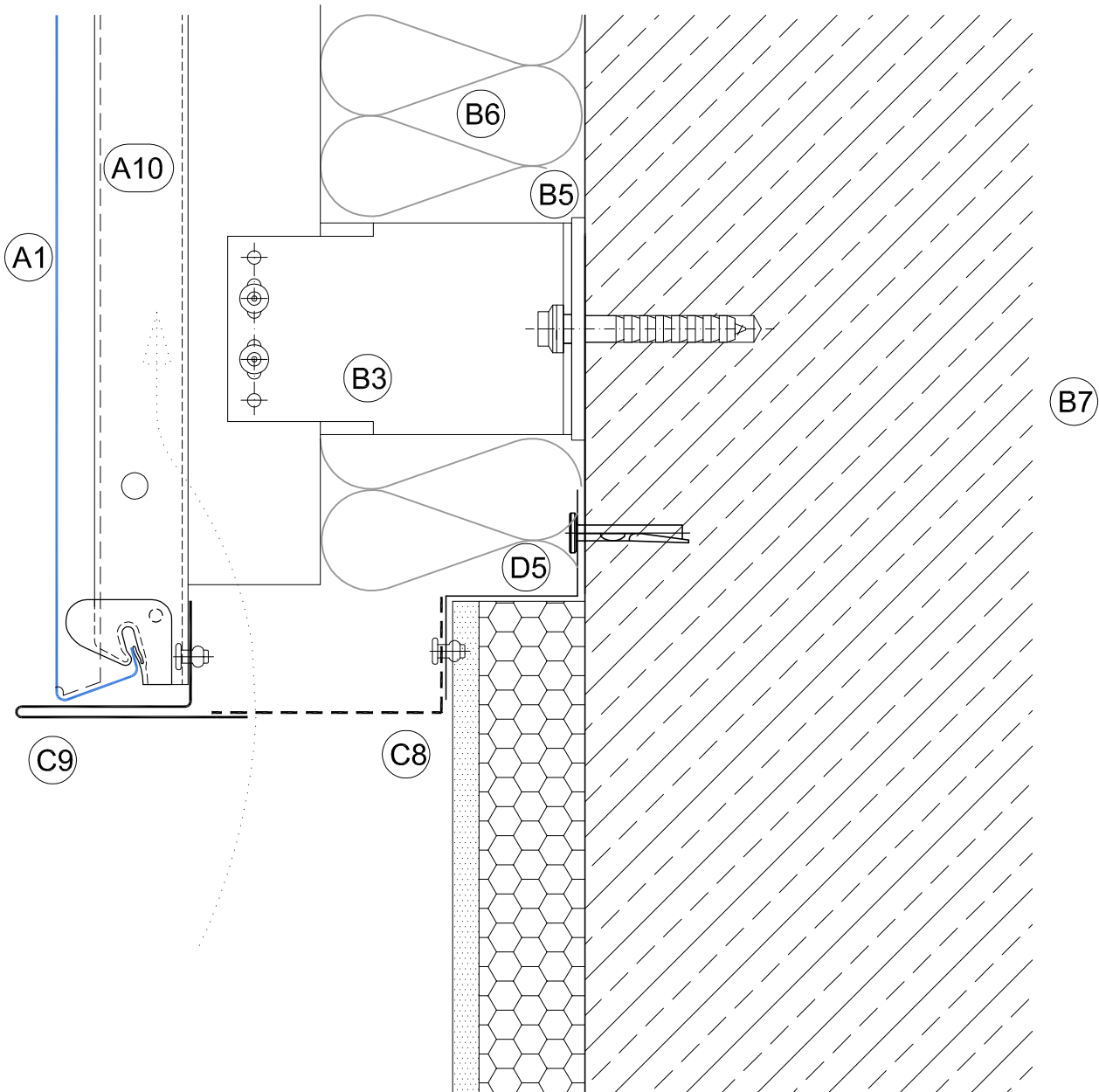
Fenstersturz mit Sonnenschutz -
 Window head interface with automated sun screen

Vertikal - Vertical

3-A 107

Detail 3-A 108





Detail 108

Schnitt - Cross section

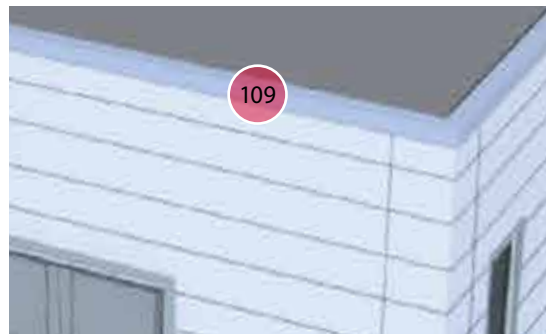


Detail-Nummer - No. of detail

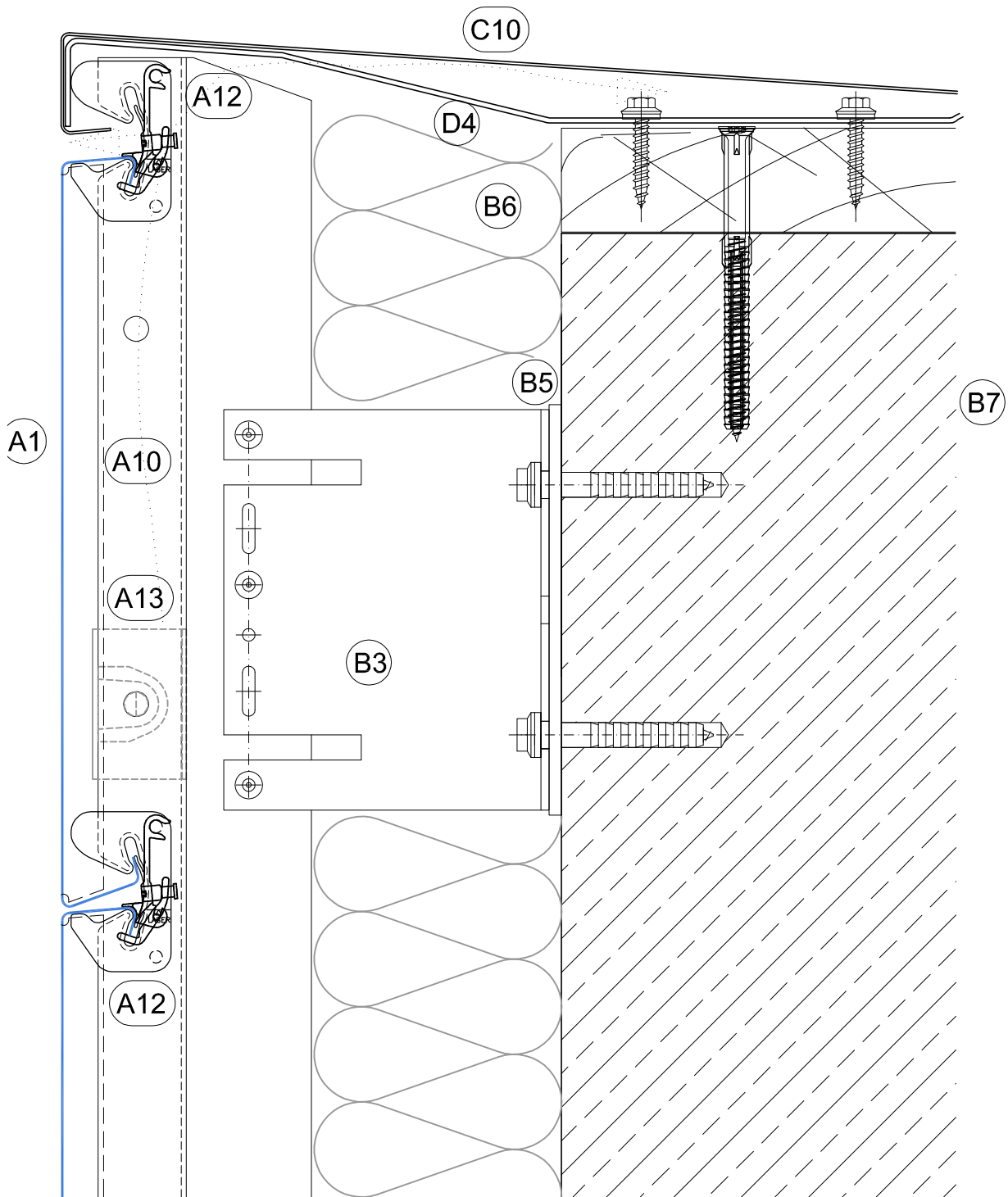
Sockel - plinth

Vertikal- Vertical

3-A 108

Detail 3-C 109





Detail 109

Schnitt - Cross section

Detail-Nummer - No. of detail



Attika - Window head interface with automated sun screen

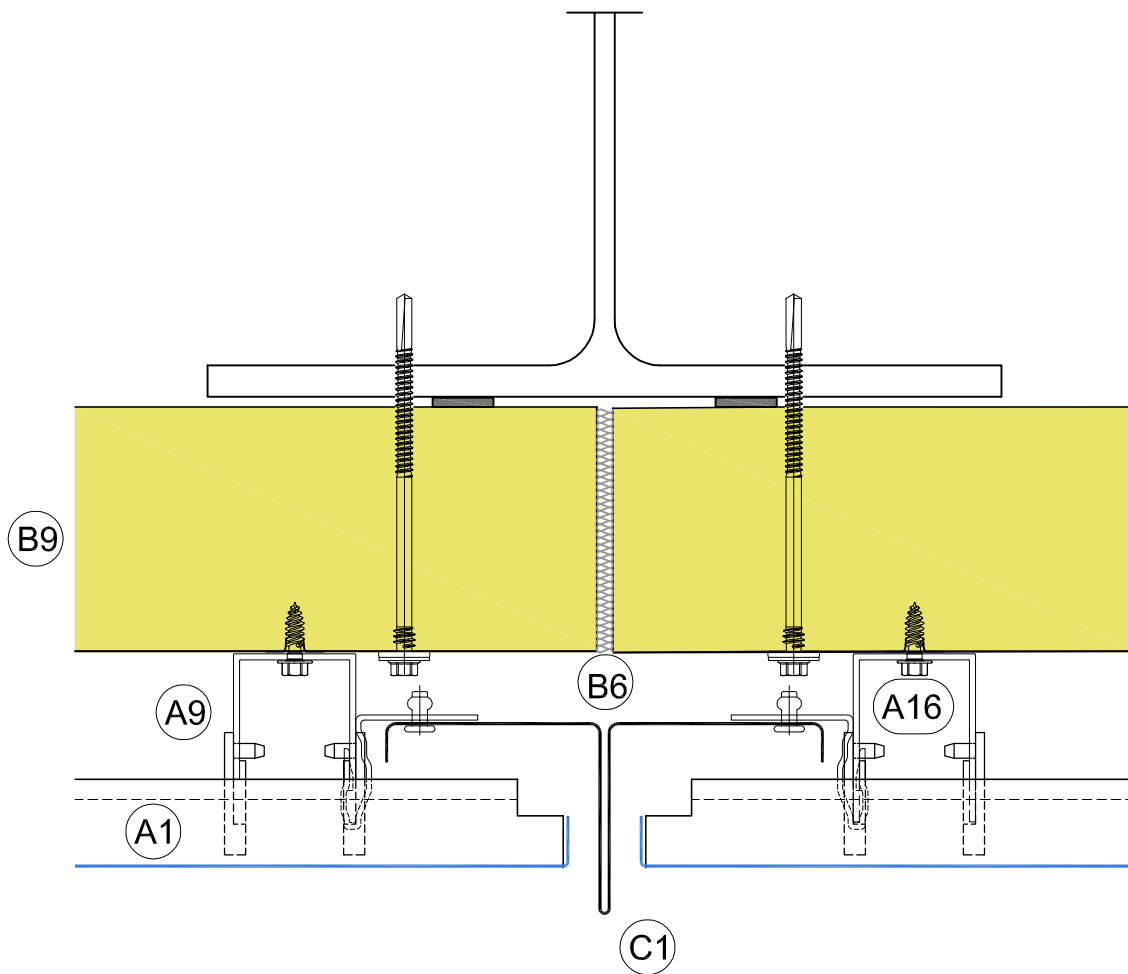
Vertikal - Vertical

3-C 109

FC Hybridsystem auf FischerTHERM Sandwichelement - FC hybrid system on FischerTherm composite panel

Detail 8-A 101





Detail 101

Schnitt - Cross section



Detail-Nummer - No. of detail

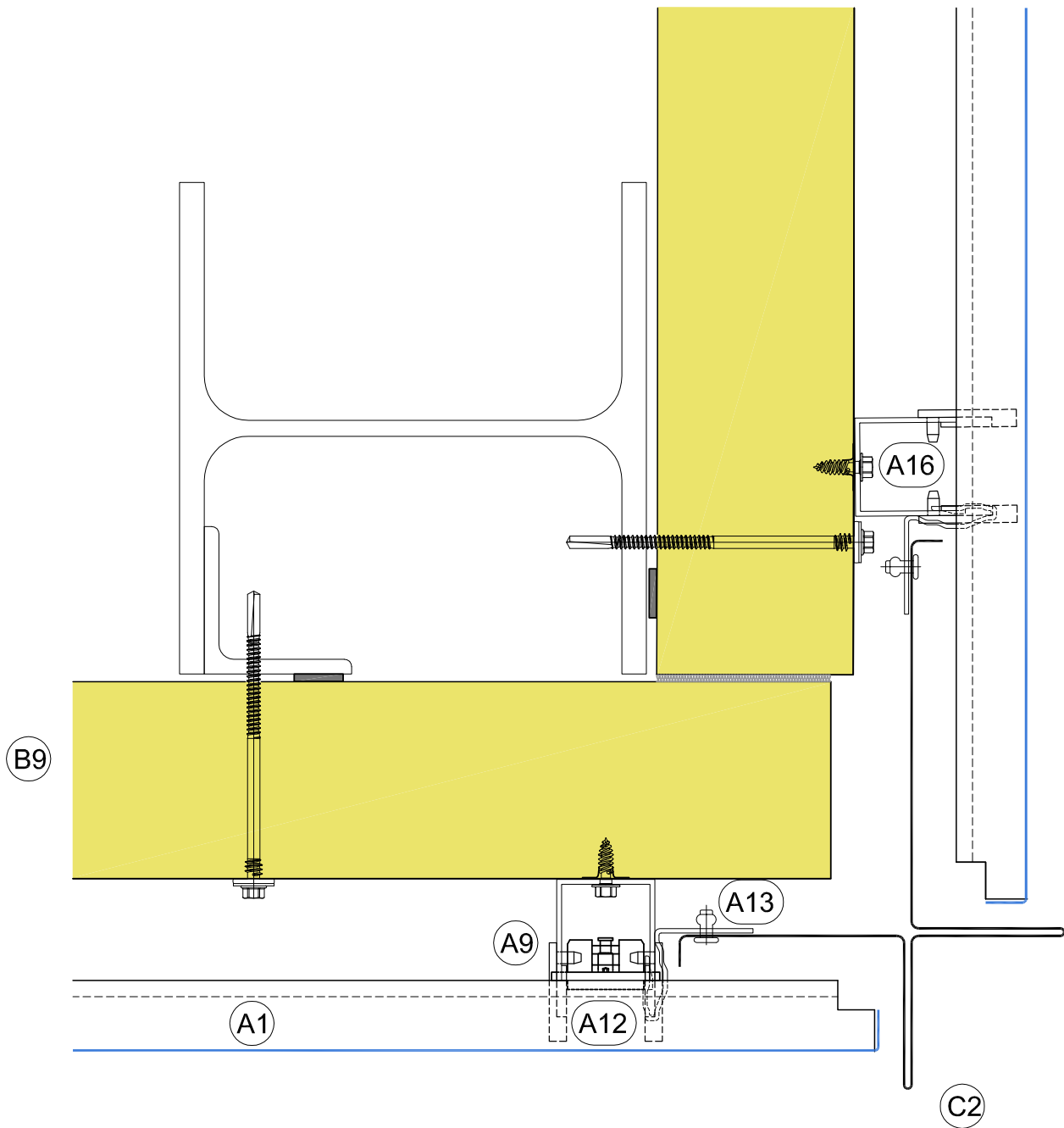
Stoß Lisene - Vertical joint

Horizontal

8-A 101

Detail 8-A 102





Detail 102

Schnitt - Cross section


Detail-Nummer - No. of detail

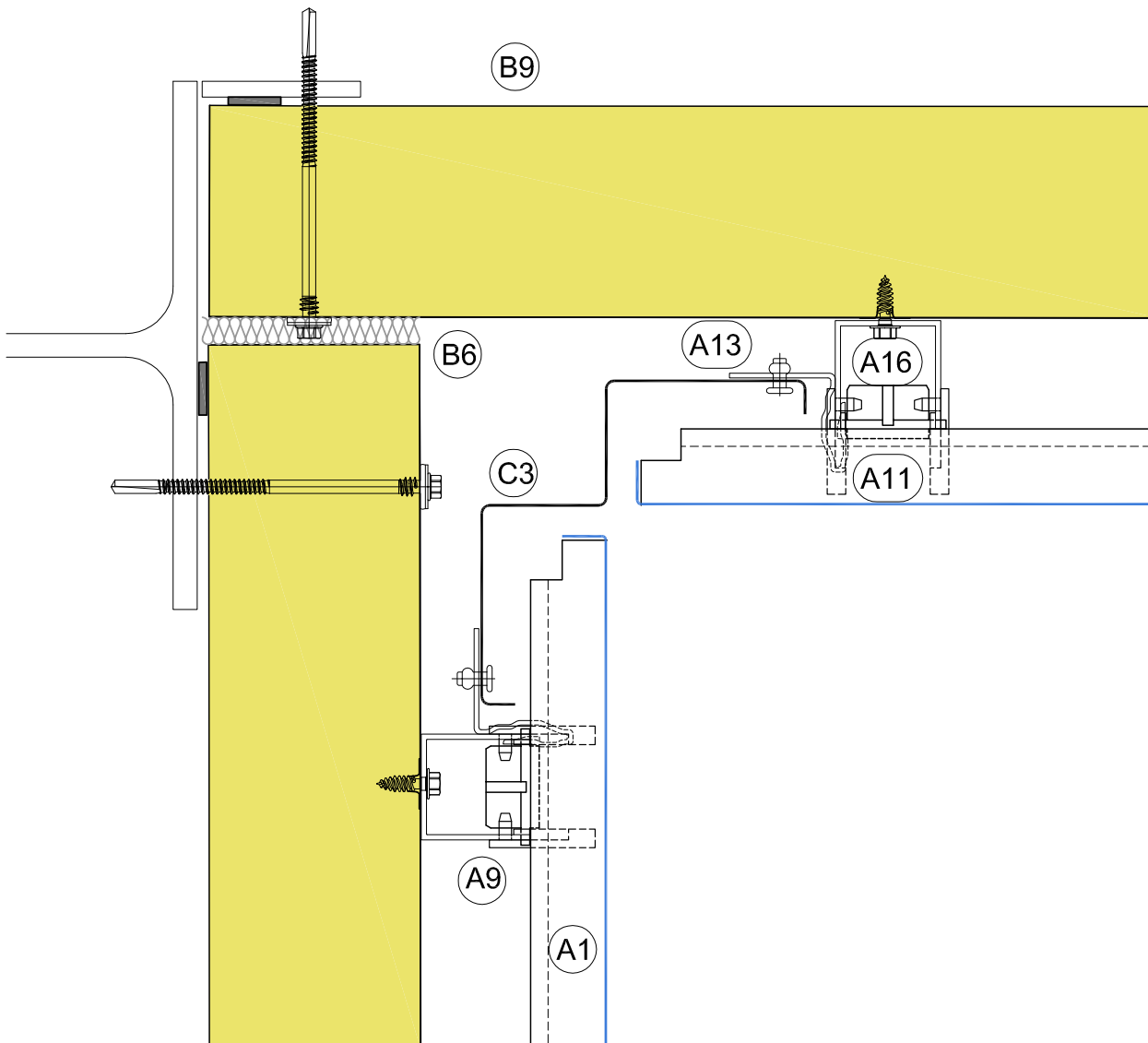
Außenecke 90° - External corner 90°

Horizontal

8-A 102

Detail 8-A 103





Detail 103

Schnitt - Cross section


Detail-Nummer - No. of detail

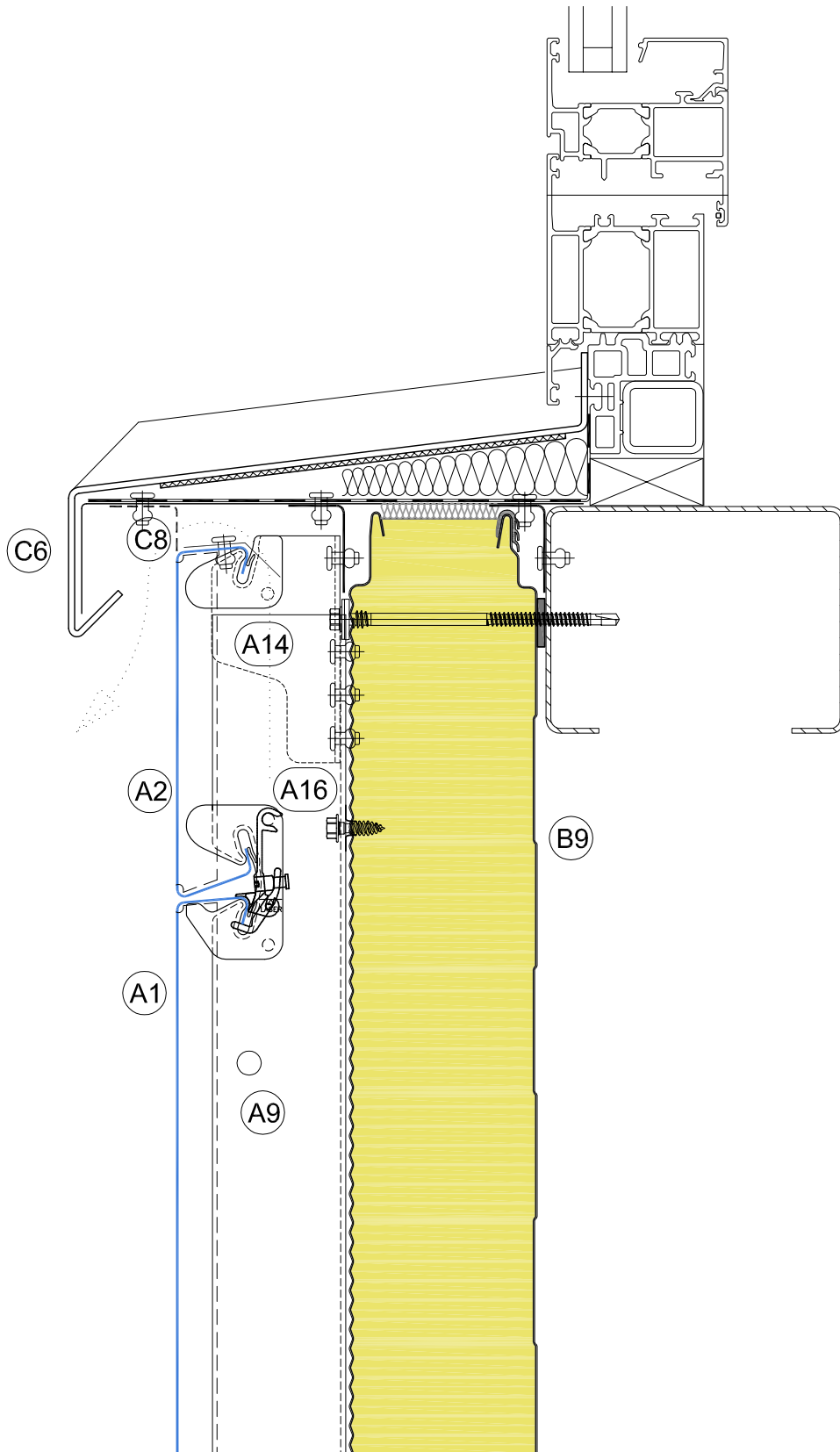
Innenecke 90° - Internal corner 90°

Horizontal

8-A 103

Detail 8-A 104





Detail 104

Schnitt - Cross section



Detail-Nummer - No. of detail

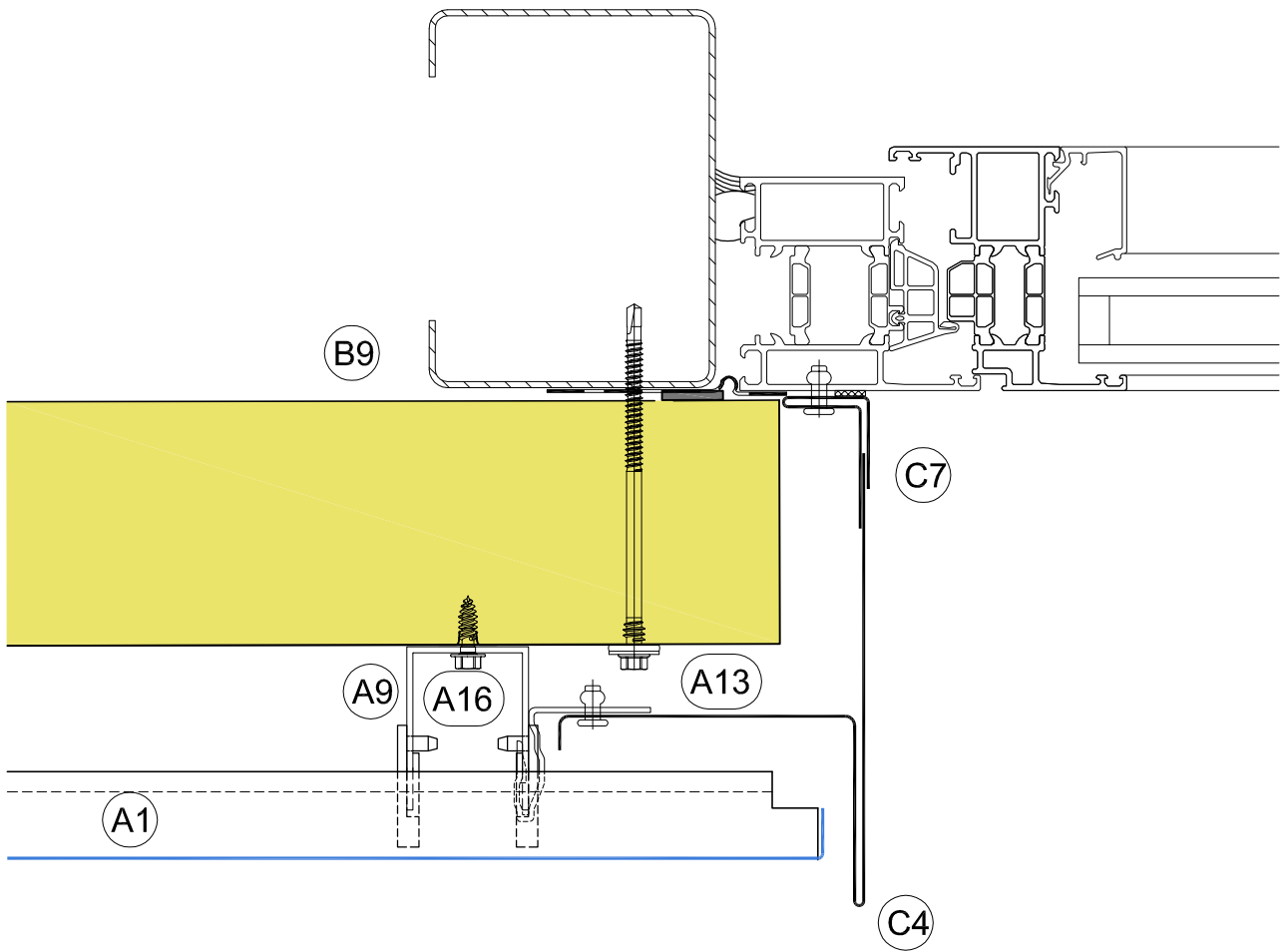
Fensterbank - Window sill

Vertikal - Vertical

8-A 104

Detail 8-A 105





Detail 105

Schnitt - Cross section

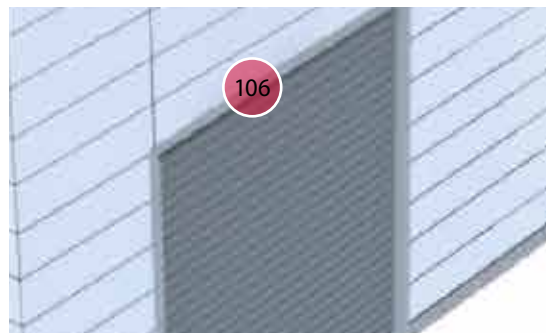

Detail-Nummer - No. of detail

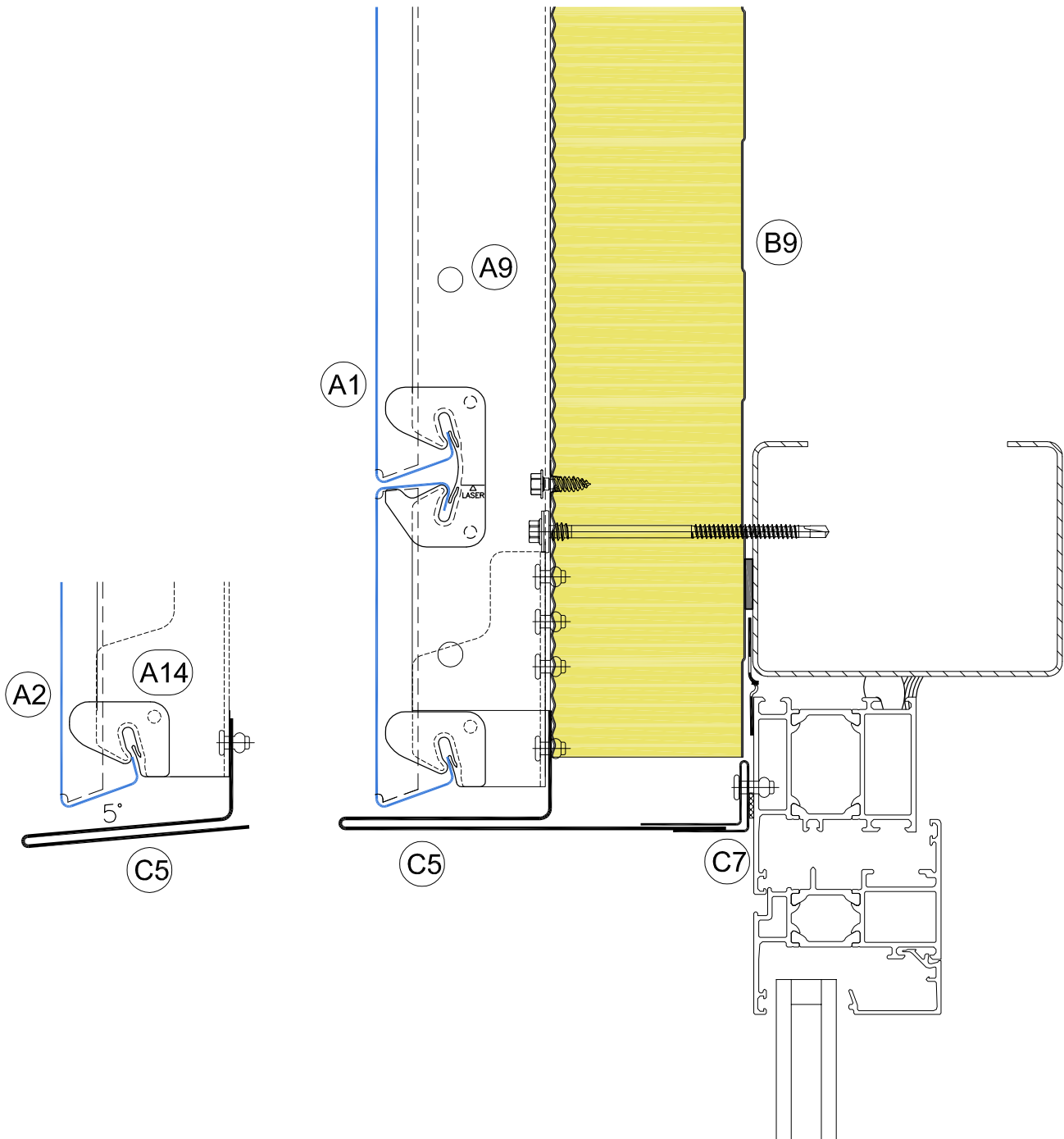
Tür-/Tor-/Fensterlaibung
Door-/window jamb

Horizontal

8-A 105

Detail 8-A 106





Detail 106

Tür-/Tor-/Fenstersturz
 Door-/window head

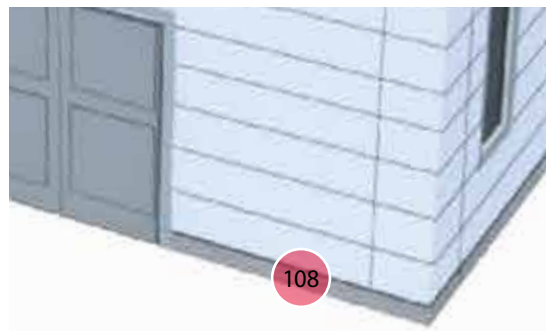

Schnitt - Cross section

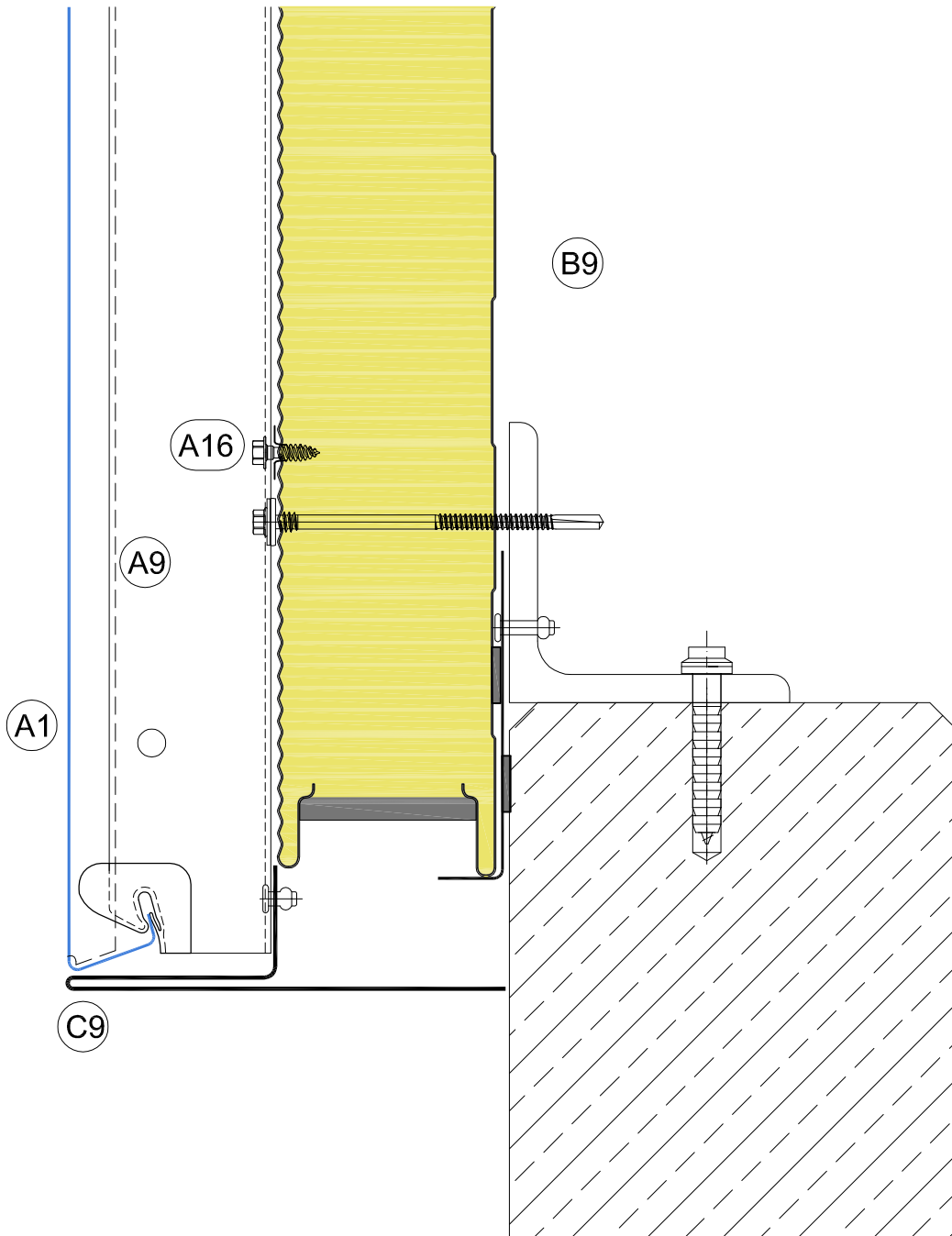
Vertikal
 Vertical

Detail-Nummer - No. of detail

8-A 106

Detail 8-A 108





Detail 108

Schnitt - Cross section

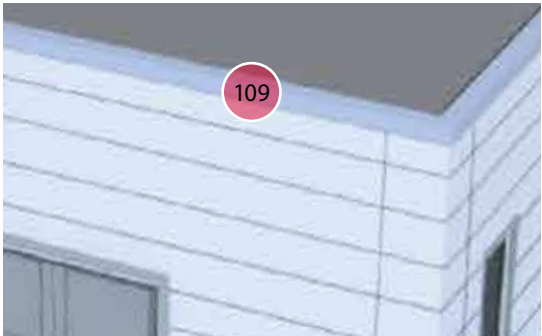

Detail-Nummer - No. of detail

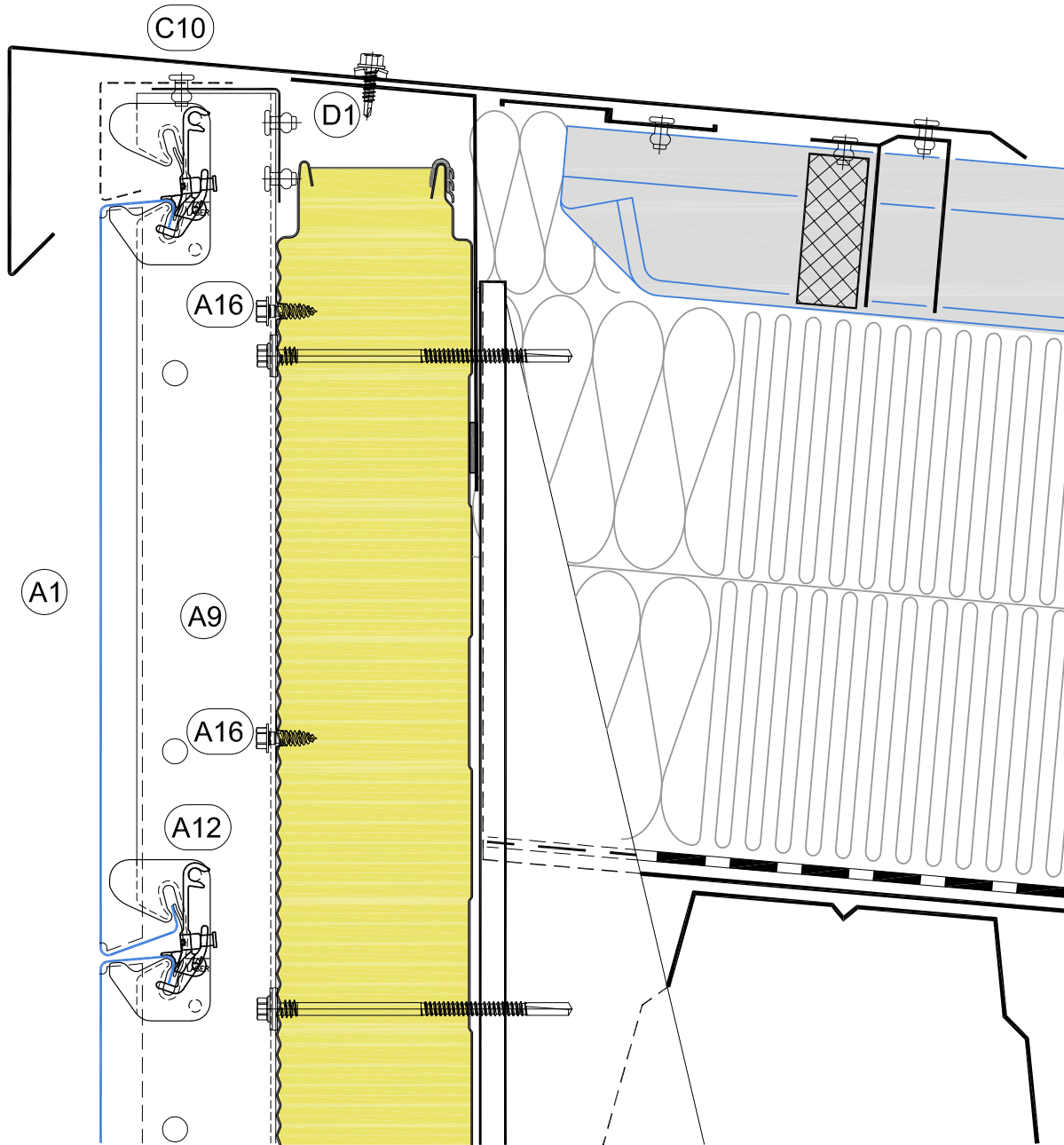
Sockel - plinth

Vertikal - Vertical

8-A 108

Detail 8-A 109





Detail 109

Attika - Parapet

Schnitt - Cross section

Vertikal - Vertical




Detail-Nummer - No. of detail

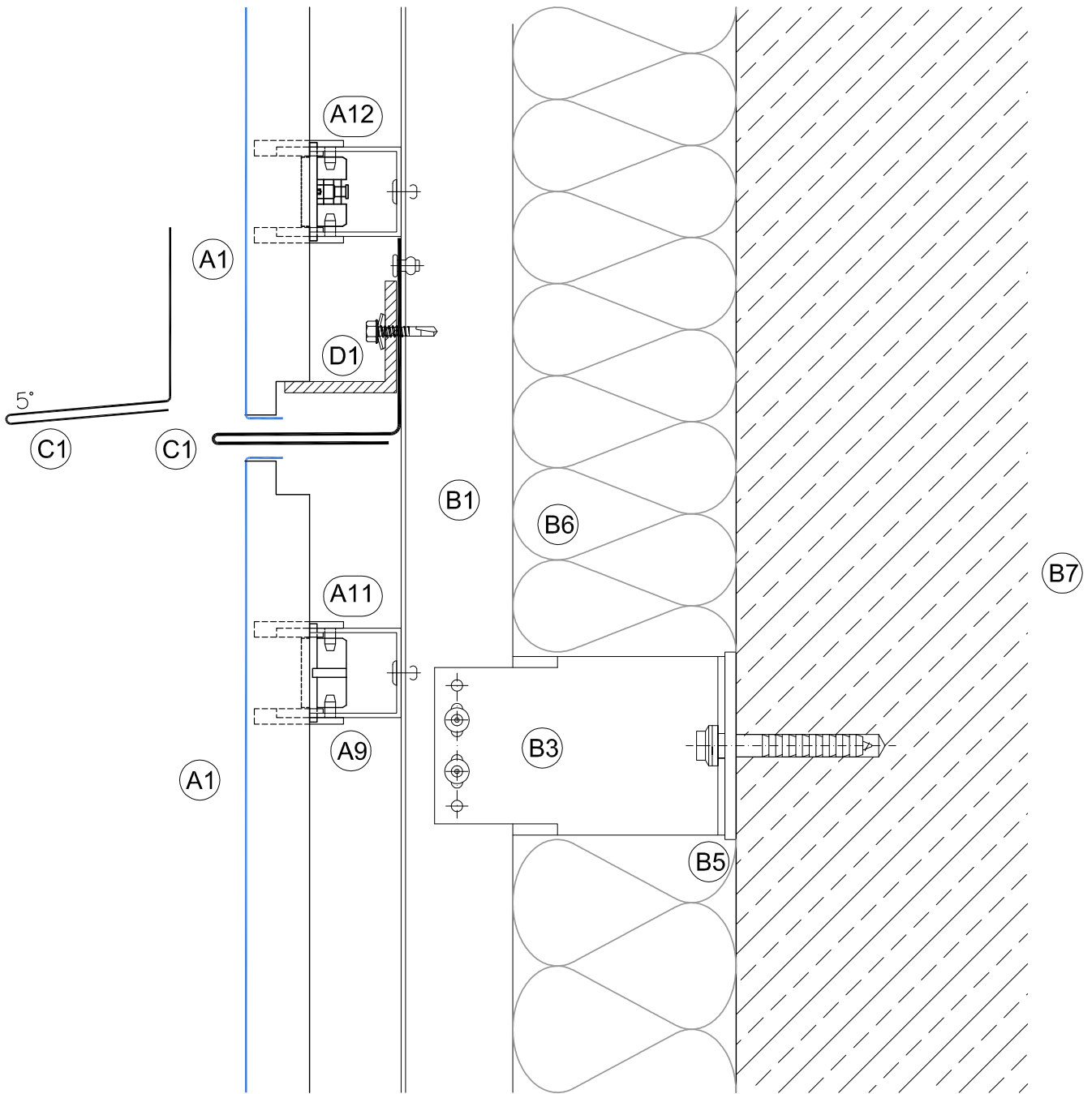
8-A 109

Vertikale Konstruktionsvorschläge

Vertical construction details

Detail 9-A 101





Detail 101

Schnitt - Cross section



Detail-Nummer - No. of detail

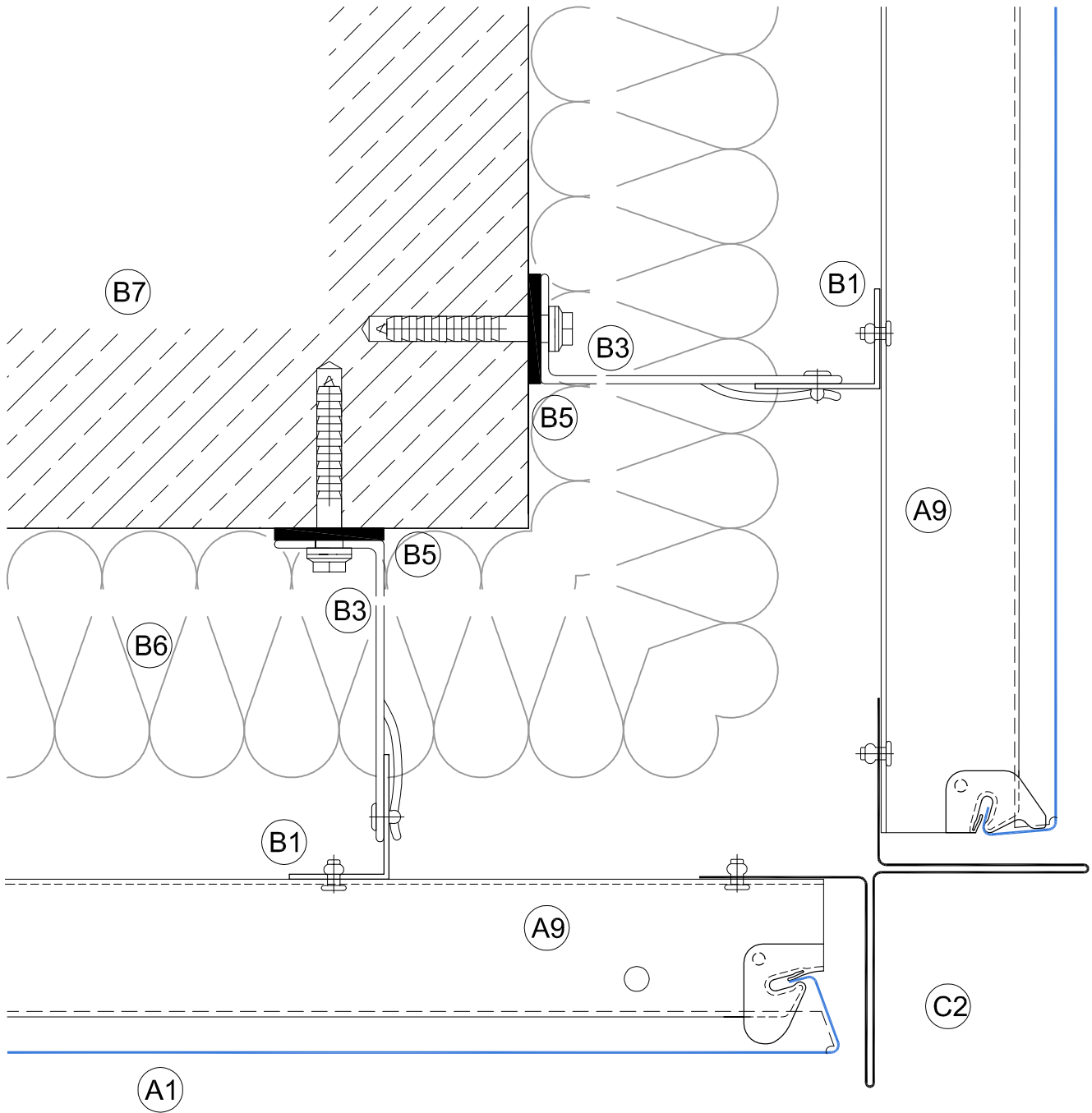
Stoß Lisene - Vertical joint

Horizontal

9-A 101

Detail 9-A 102





Detail 102

Schnitt - Cross section



Detail-Nummer - No. of detail

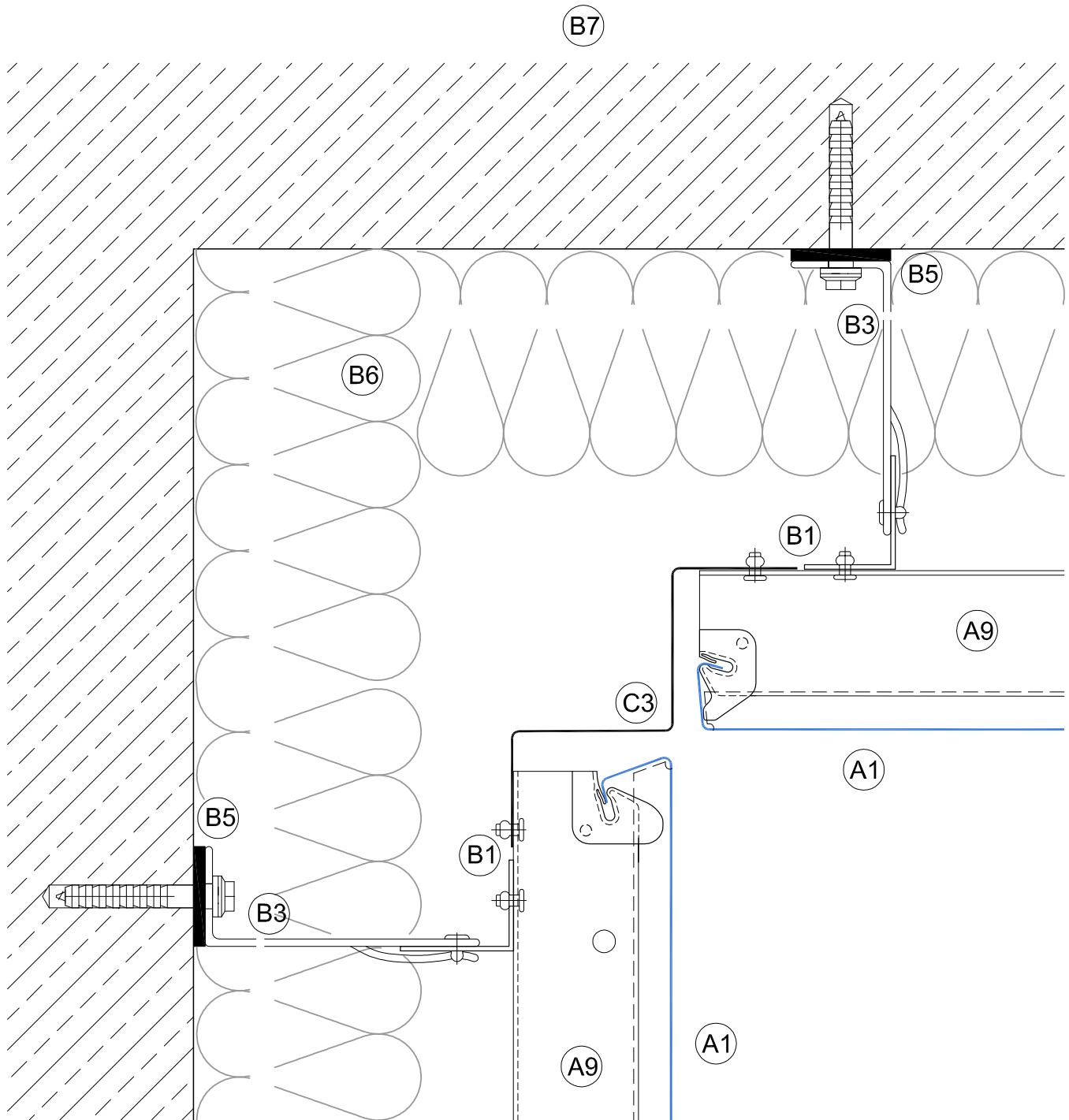
Außenecke 90° - External corner 90°

Horizontal

9-A 102

Detail 9-A 10





Detail 103

Schnitt - Cross section




Detail-Nummer - No. of detail

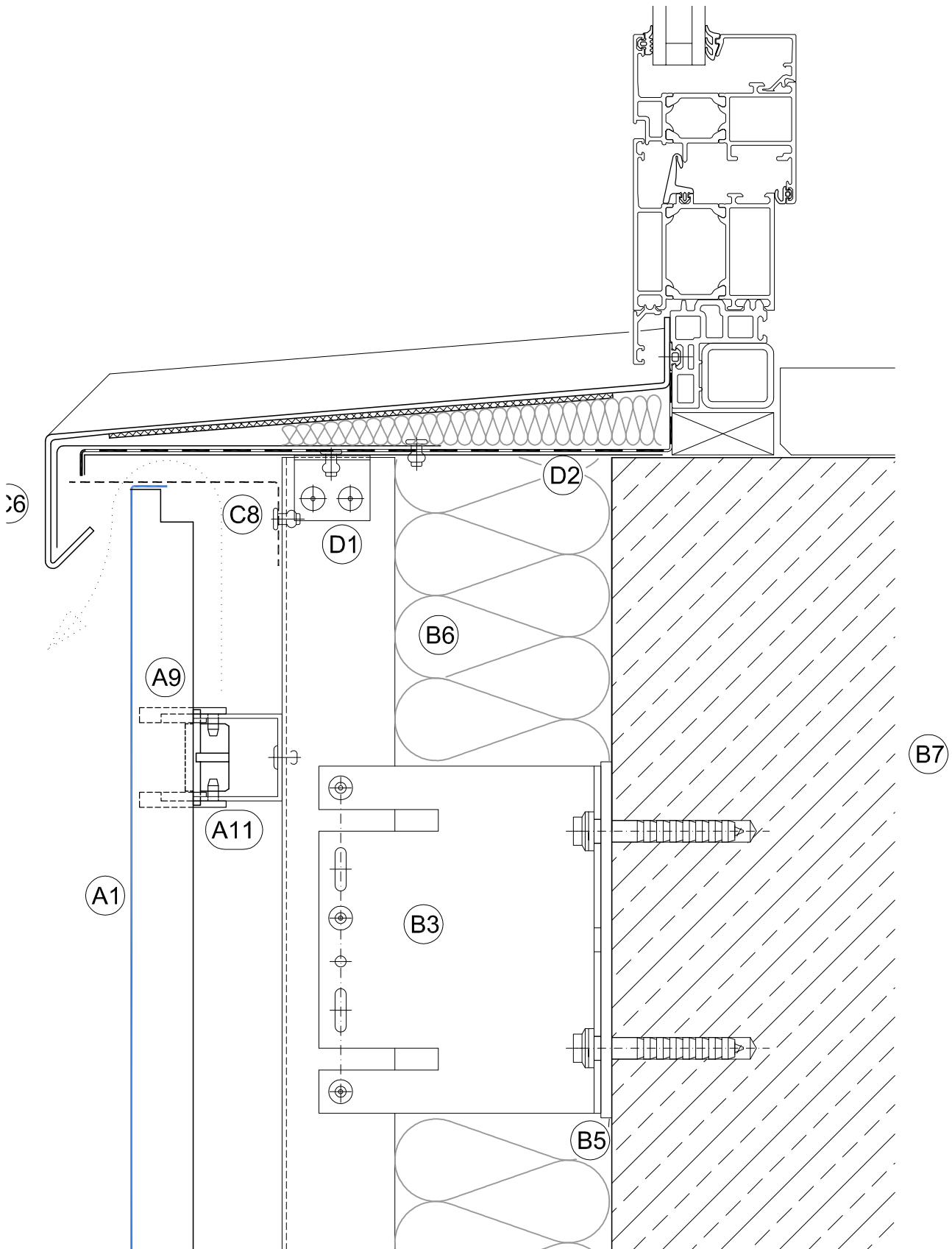
Innenecke 90° - Internal corner 90°

Horizontal

9-A 103

Detail 9-A 104





Detail 104

Schnitt - Cross section



Detail-Nummer - No. of detail

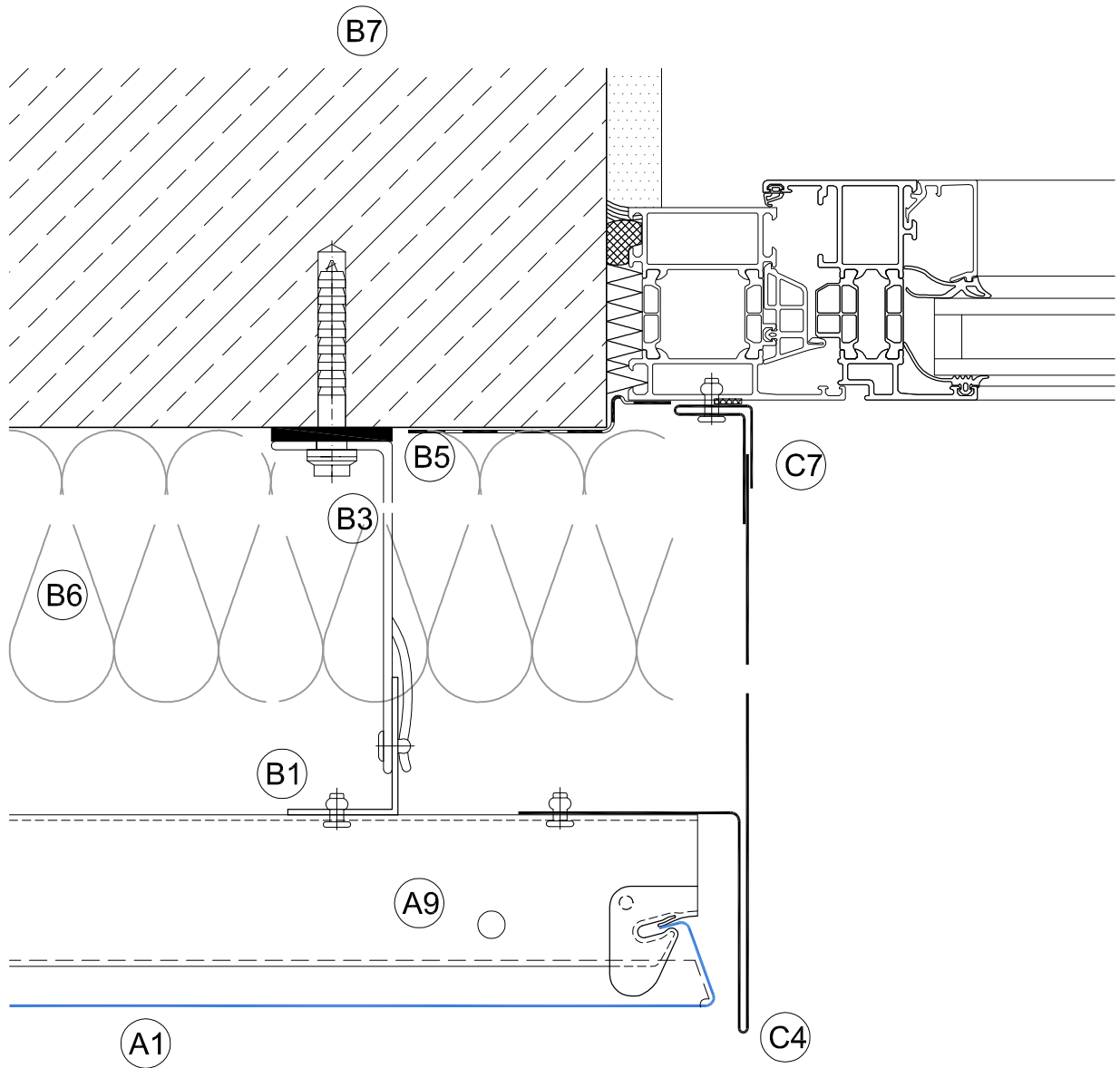
Fensterbank - Window sill

Vertikal - Vertical

9-A 104

Detail 9-A 105





Detail 105

Schnitt - Cross section




Detail-Nummer - No. of detail

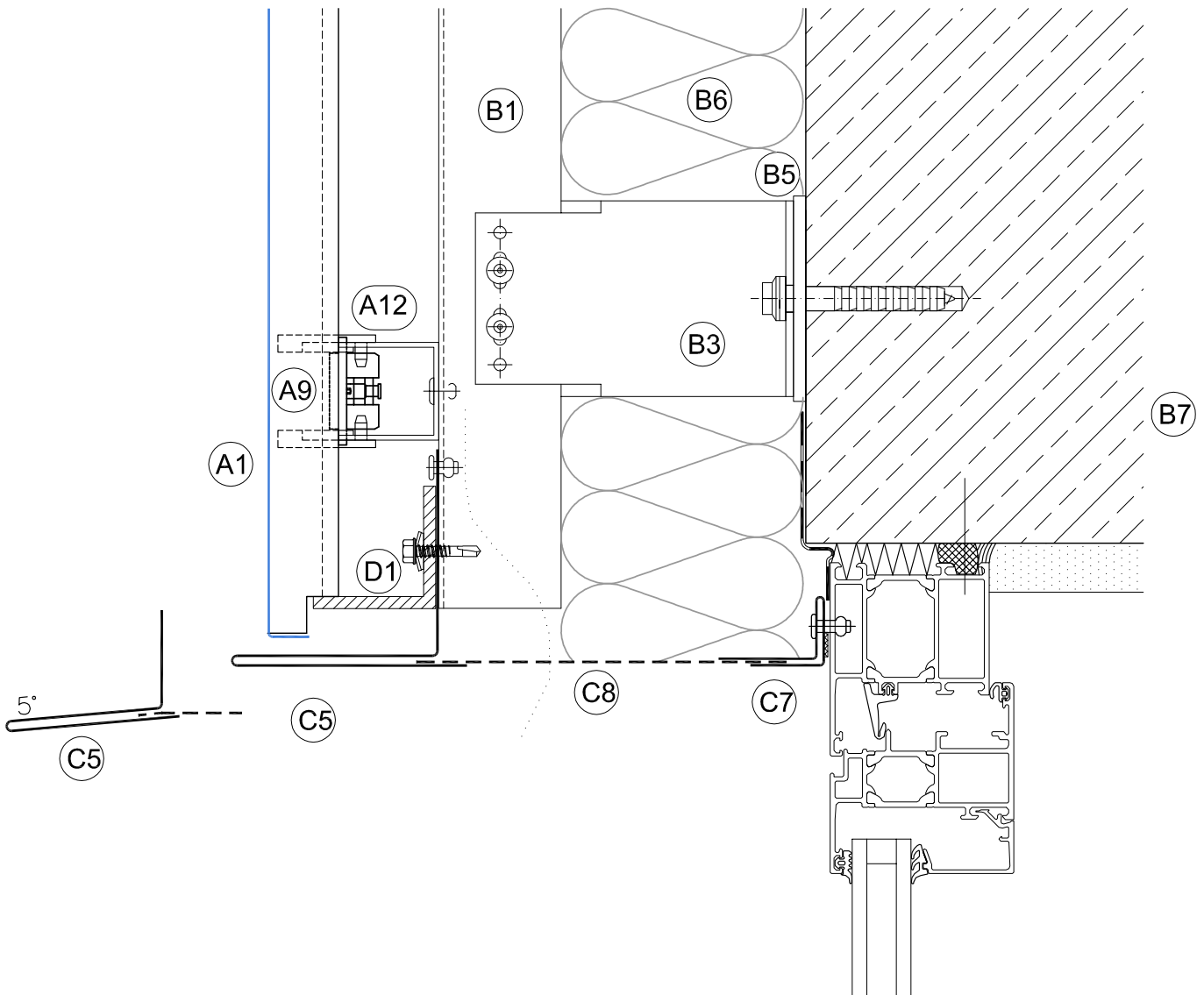
Tür-/Tor-/Fensterlaibung
Door-/window jamb

Horizontal

9-A 105

Detail 9-A 106





Detail 106

Schnitt - Cross section




Detail-Nummer - No. of detail

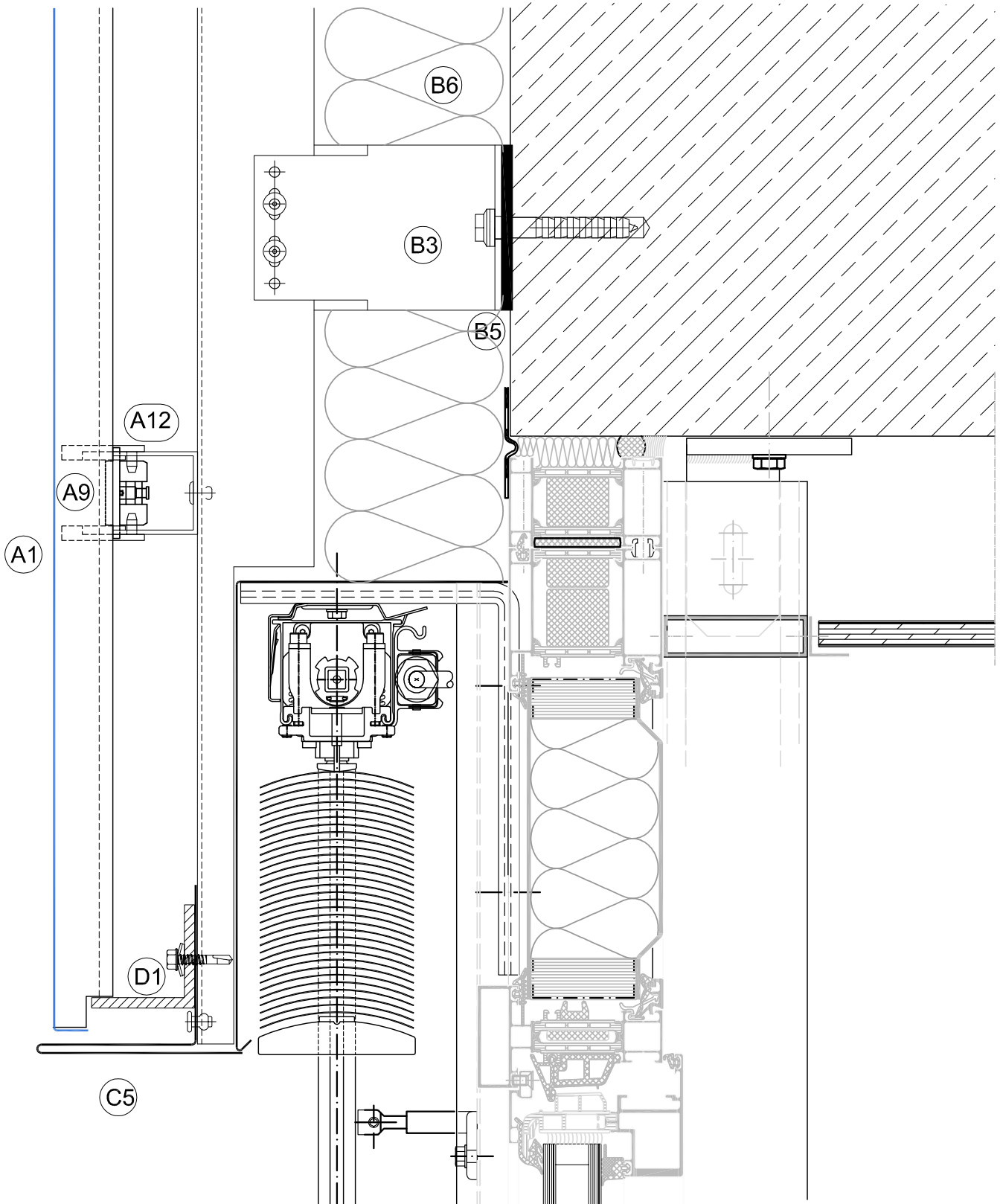
Tür-/Tor-/Fenstersturz
 Door-/window head

Vertikal
 Vertical

9-A 106

Detail 9-A 107





Detail 107

Schnitt

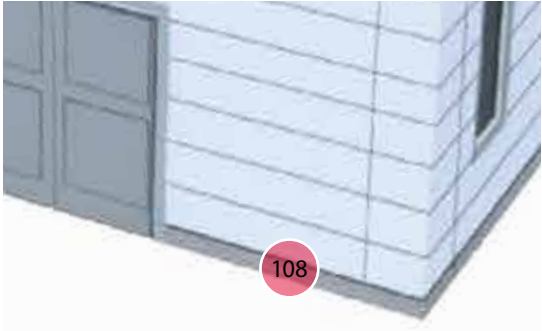


Detail-Nummer

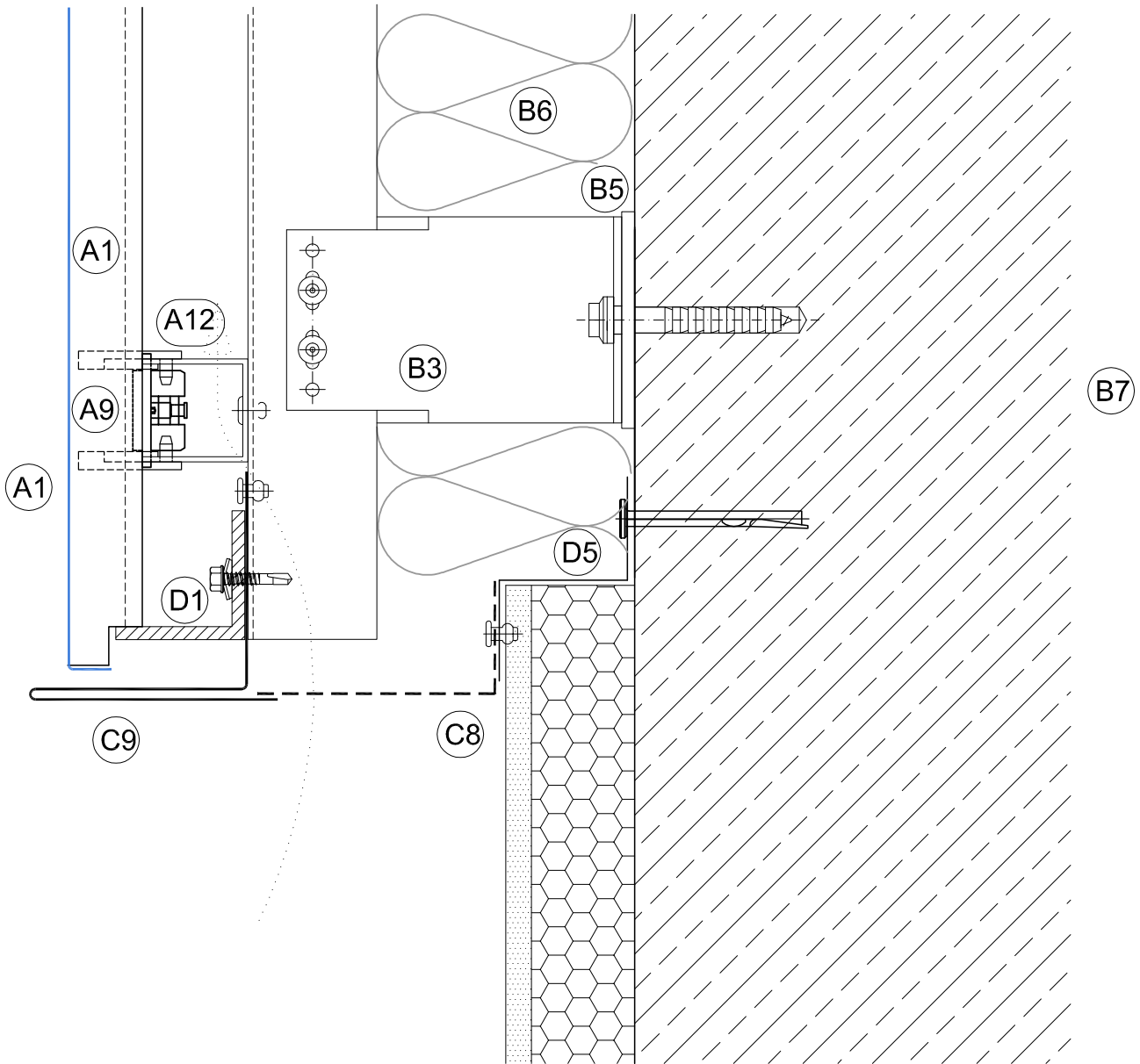
Fenstersturz mit Sonnenschutz
 Window head interface with automated sun screen

Vertikal
 Vertical

9-A 107

Detail 9-A 108





Detail 108

Schnitt - Cross section




Detail-Nummer - No. of detail

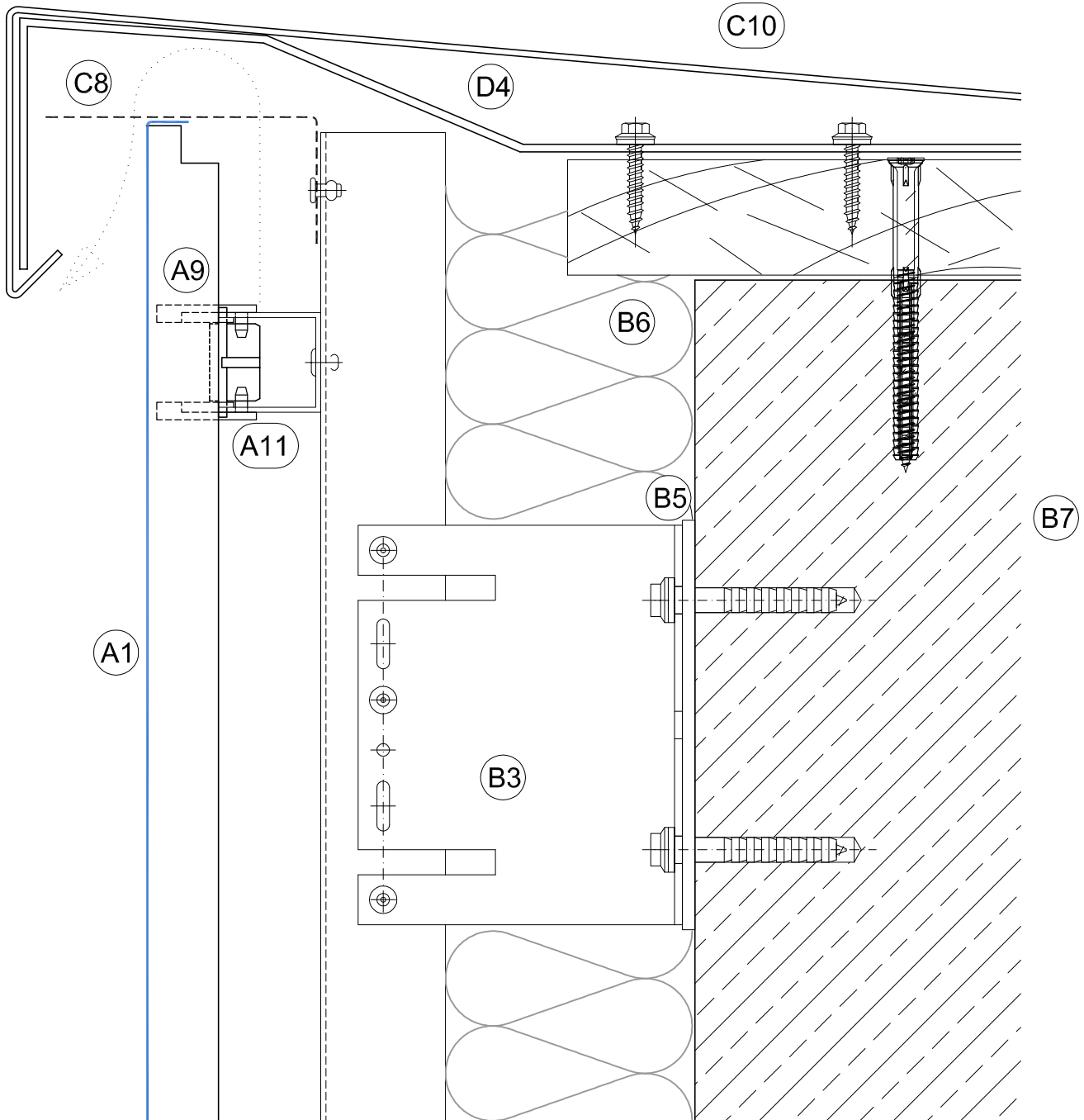
Sockel - plinth

Vertikal - Vertical

9-A 108

Detail 9-A 109





Detail 109

Attika - Parapet

Schnitt - Cross section




Vertikal - Vertical

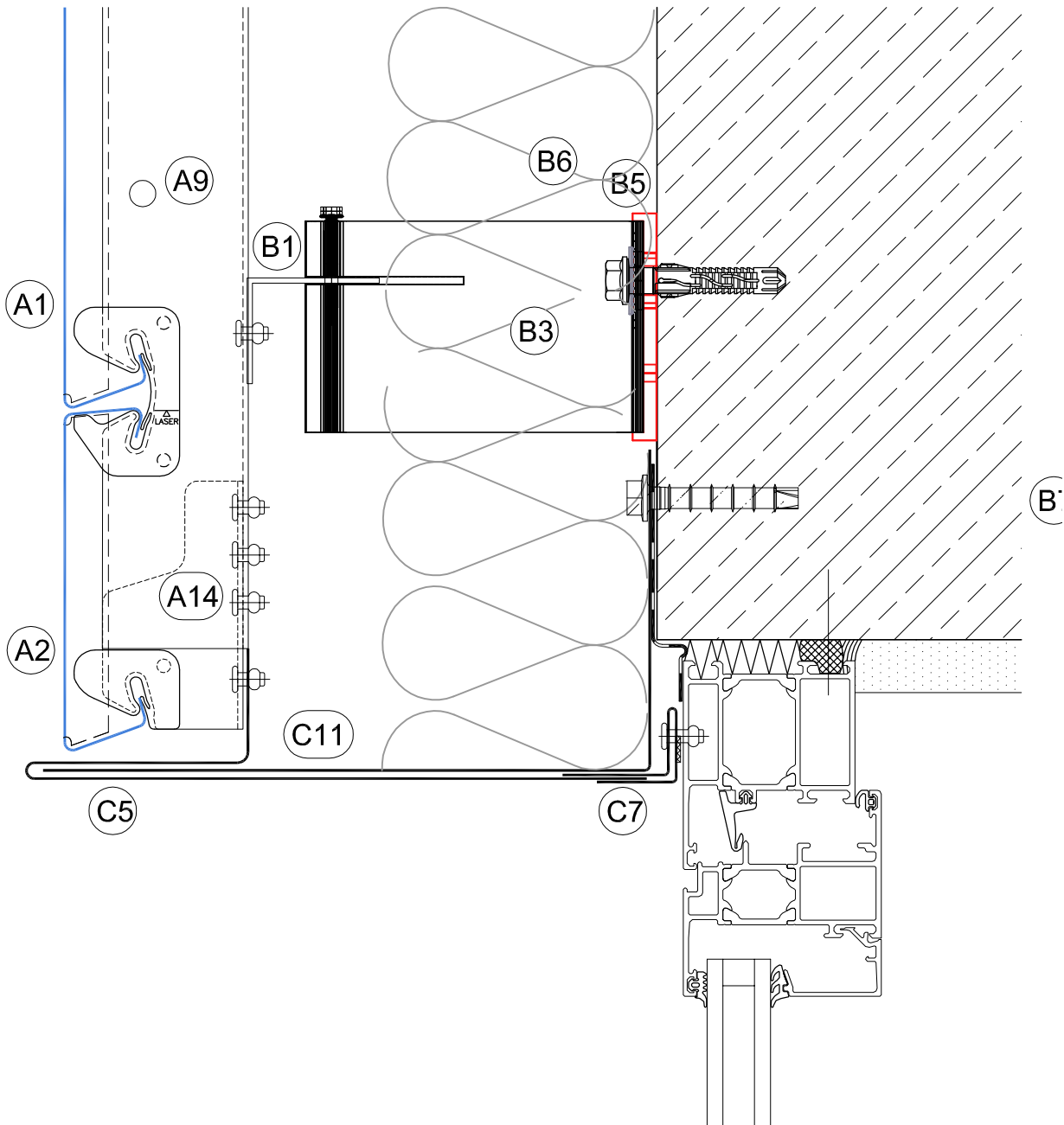
Detail-Nummer - No. of detail

9-A 109

Ergänzende Konstruktionsvorschläge - Supplementary construction details

Detail 5-A 106a





Detail 106a

Schnitt - Cross section




Detail-Nummer - No. of detail

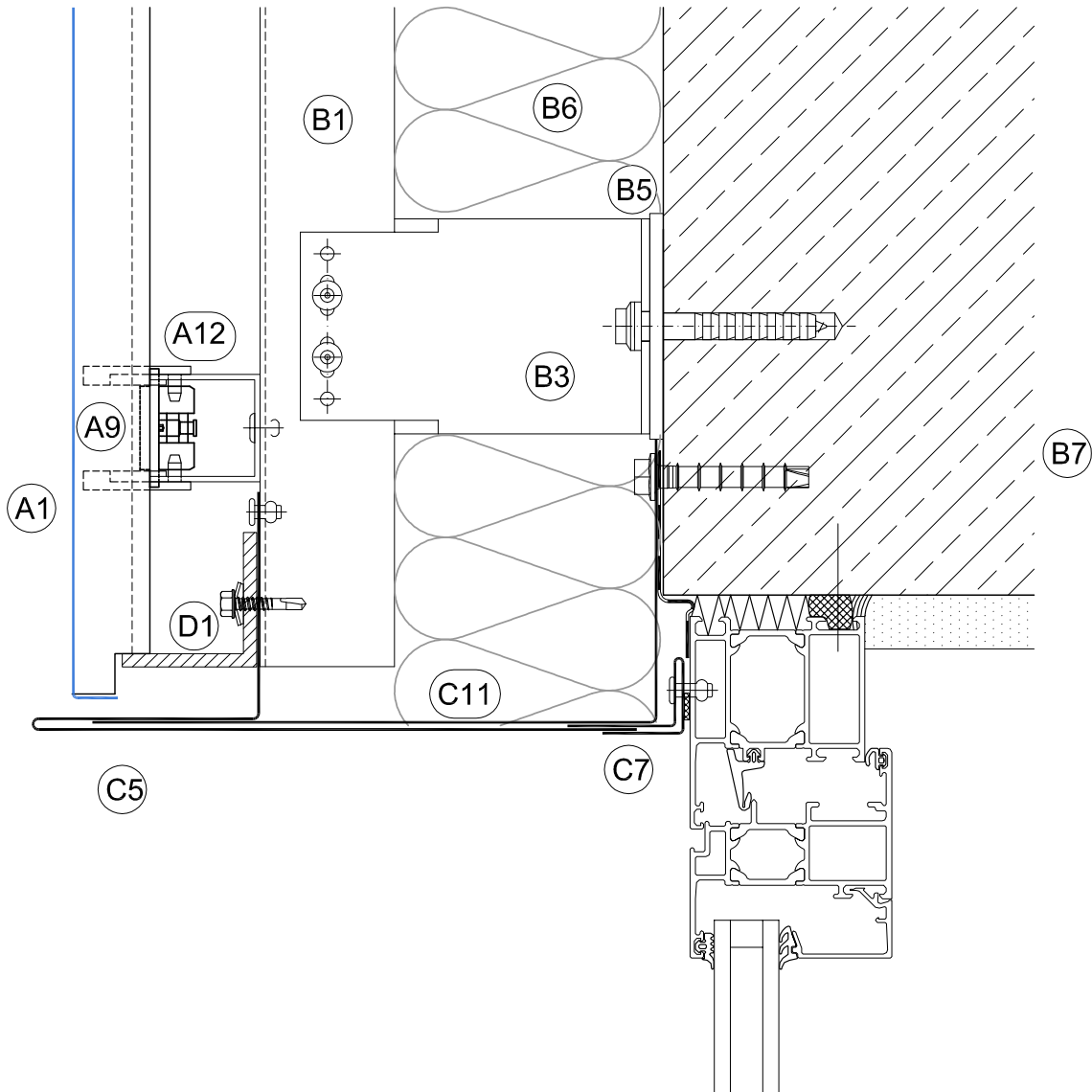
Tür-/Tor-/Fenstersturz mit integrierter Brandsperre, gemäß gutachterlicher Stellungnahme (KFC 01-1) vom I.F.I. Institut für Industrieaerodynamik GmbH, Aachen
Door-/window head with integrated fire blocking, in accordance with expert statement (KFC 01-1) from I.F.I. Institute for Industrieaerodynamik GmbH Aachen

Vertikal - Vertical

5-A 106a

Detail 9-A 106a





Detail 106a

Schnitt - Cross Section

Detail-Nummer - No. of detail

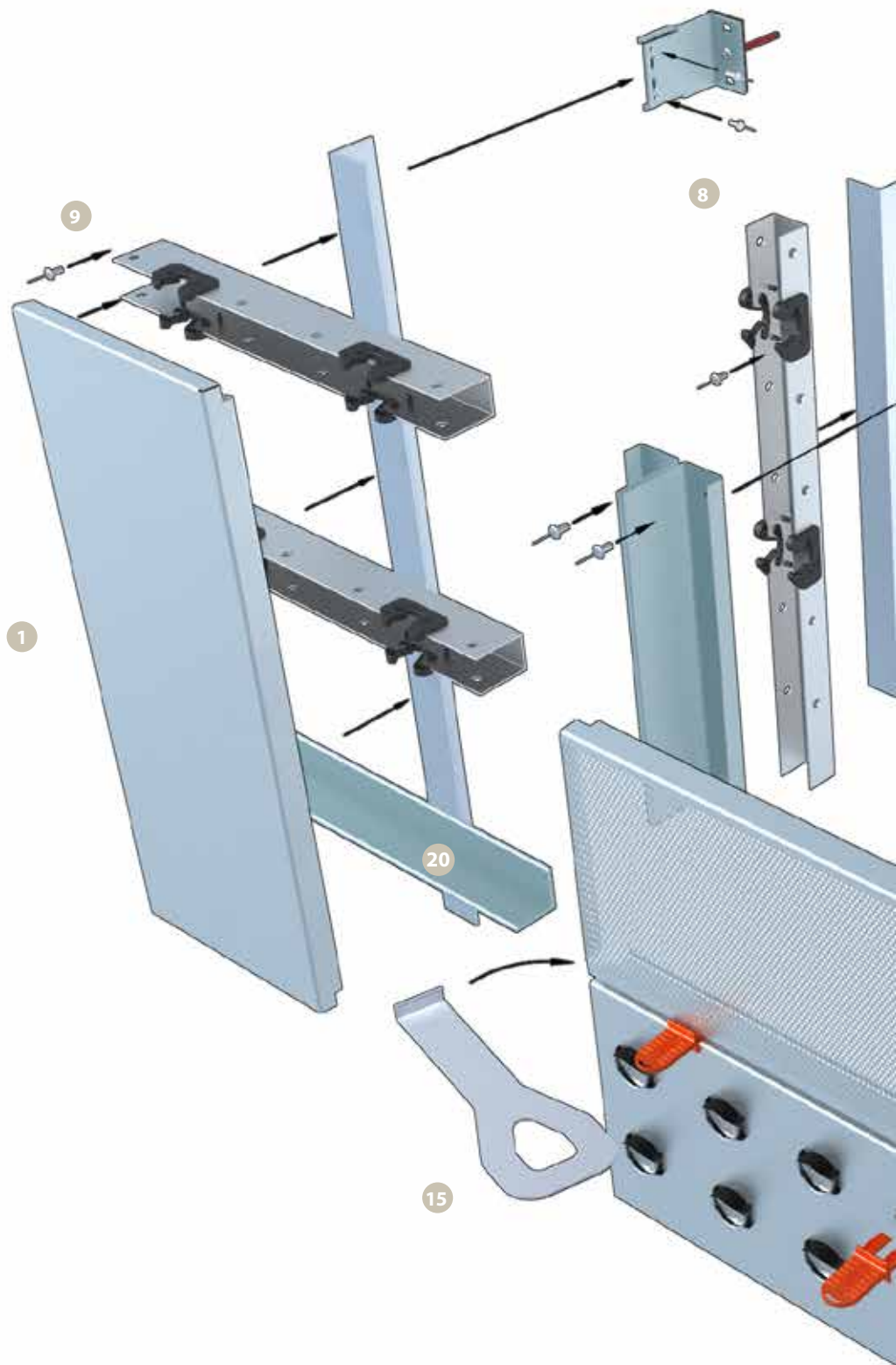
Tür-/Tor-/Fenstersturz
 mit integrierter Brandsperre
 Door-/window head
 with integrated fire blocking

Vertikal - Vertical

9-A 106a

Kalzip FC Fassadensystem – die Komponenten

Kalzip FC facade system - components



Paneele - Panel

Liefermöglichkeiten - Delivery options

- 1 FC Paneel - FC panel
- 2 FC Eckpaneel - FC corner panel
- 3 Oberfläche Mikroliniert
Surface micro-ribbed (nur/only FC 30/400)
- 4 Lochung Rv 3-5 - Perforation Rv 3-5
- 5 Lochung Rv 6-8 - Perforation Rv 6-8
- 6 FC Paneel Luminaire - FC panel luminaire

System-Unterkonstruktion -

System components

Varianten - Variants

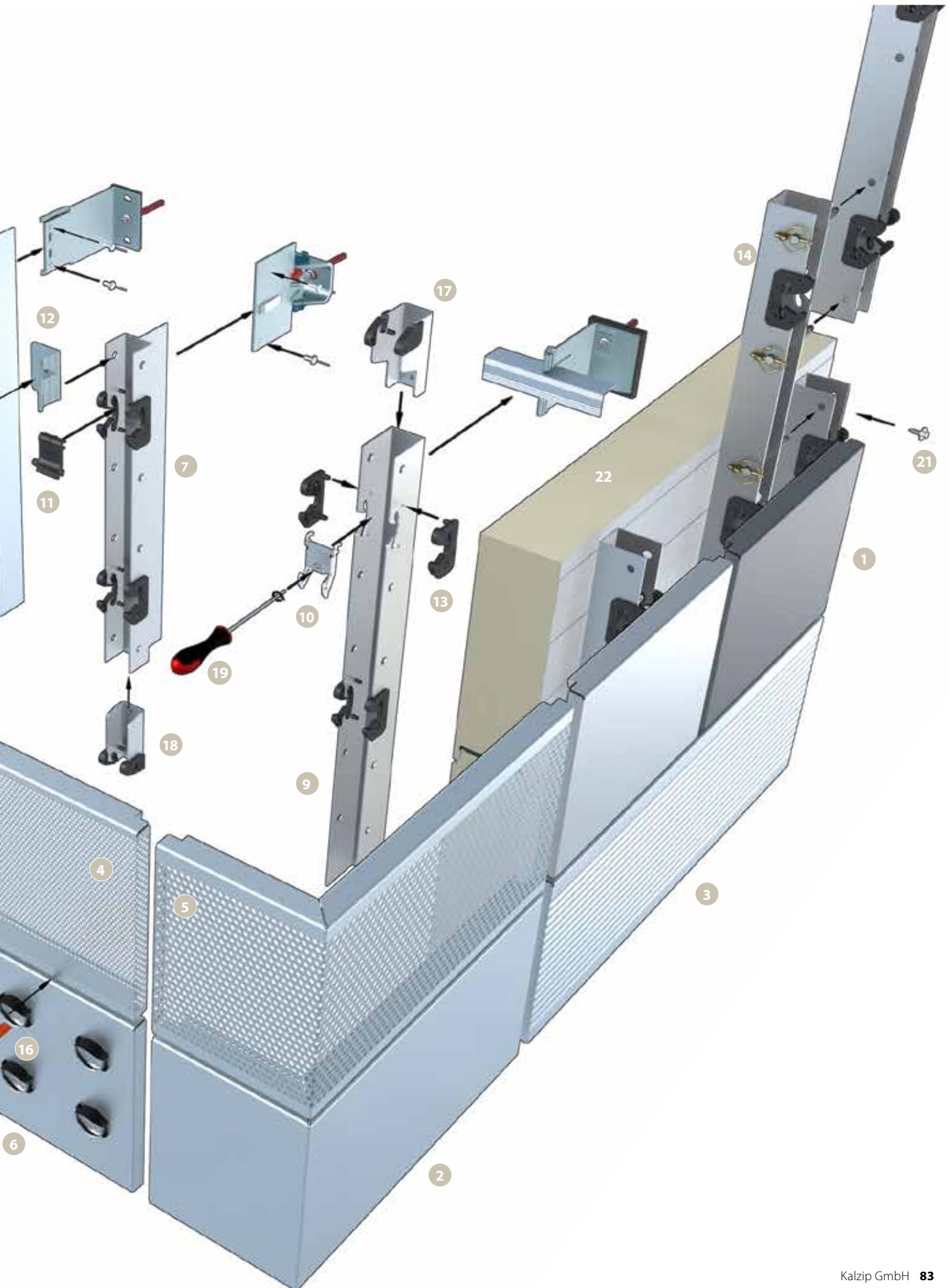
- 7 Rasterklickschiene SEL
Modular click rail SEL
- 8 Rasterklickschiene NE (nur a.A.)
Modular click rail NE (only on request)
- 9 Rasterklickschiene SE - Modular click rail SE

System-Zubehör / System accessories

Bauteile und Komponenten

Components and assemblies

- 10 Festpunktklemme - Fixed point clamp
- 11 Führungsschnapper - Guidance snapper
- 12 Kanteilhalter - Flashing support
- 13 Plastik-Inlays (vormontiert)
Plastic inlays (pre-assembled)
- 14 Distanzlehre - Setting tool
- 15 Demontage-Tool - Panel removal tool
- 16 Plastikkeile - Plastic wedges
- 17 Adapter SE - Adapter SE
- 18 Adapter SEL - Adapter SEL
- 19 Inbusschlüssel für Festpunktklemme
Allen key for fixed point clamp
- 20 Auflagerwinkel - Support angle
- 21 Systembefestiger - System fasteners
- 22 FischerTHERM Sandwichelement
FischerTHERM sandwich element



Projekte
Reference Projects





Hoteliere du Rail, Rennes (F)

Fitness Center, Portland (UK)



Bergstation, Lenzerheide (CH)



Lanxess, Bitterfeld (GER)





Gries Deco Company, Niedernberg (GER)



Spessart Forum, Bad Soden (GER)

www.kalzip.com

Kalzip ist ein eingetragenes Markenzeichen.
Es wurde größtmögliche Sorgfalt angewandt,
um zu gewährleisten, dass der Inhalt dieser
Veröffentlichung korrekt ist. Weder Kalzip noch ihre
Handelsvertretungen übernehmen jedoch
Verantwortung oder Haftung für Fehler oder
Informationen, die als irreführend erachtet werden.

Es obliegt dem Kunden, die von der Kalzip GmbH
hergestellten oder gelieferten Produkte vor deren
Einsatz auf ihre Eignung hin zu prüfen.

*Kalzip is a registered trademark.
While care has been taken to ensure that the information
contained in this publication is accurate, neither Kalzip
GmbH, nor its subsidiaries, accept responsibility or liability
for errors or for information which is found to be
misleading.*

*Before using products or services supplied or manufac-
tured by Kalzip GmbH, customers should satisfy them-
selves as to their suitability.*

Copyright © 2020
Kalzip GmbH

Kalzip ist ein Unternehmen der Donges Group
Kalzip is a Donges Group Company



Kalzip GmbH

August-Horch-Str. 20-22

D-56070 Koblenz

Postfach 10 03 16

D-56033 Koblenz

T +49 (0) 2 61 - 98 34-0

F +49 (0) 2 61 - 98 34-100

E germany@kalzip.com

Kalzip GmbH, in Deutschland registriert, Koblenz HRB 3868. Sitz der Gesellschaft: August-Horch-Str. 20 - 22, 56070 Koblenz, Germany
German/English 0720